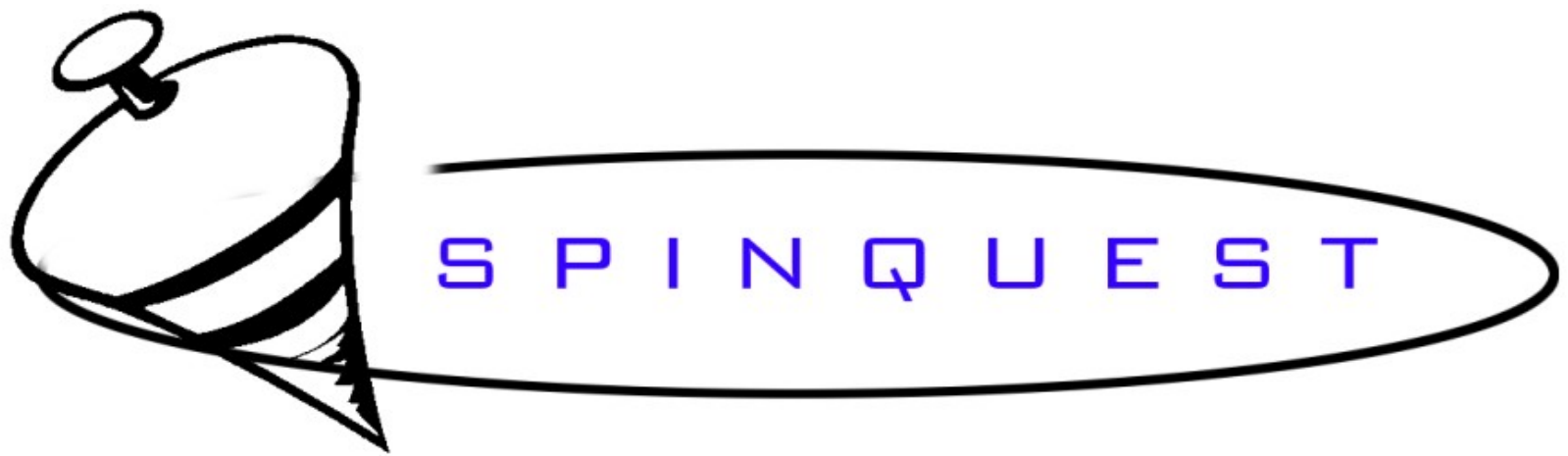


Dustin Keller  
University of Virginia





- Introduction
- SpinQuest at Fermilab Goals
- Target and Intensity Frontier
- Status of Collaboration



# Introduction

1987 EMC polarized DIS measurements:

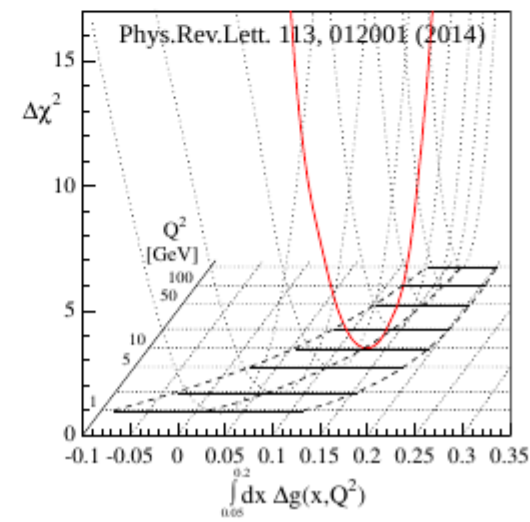
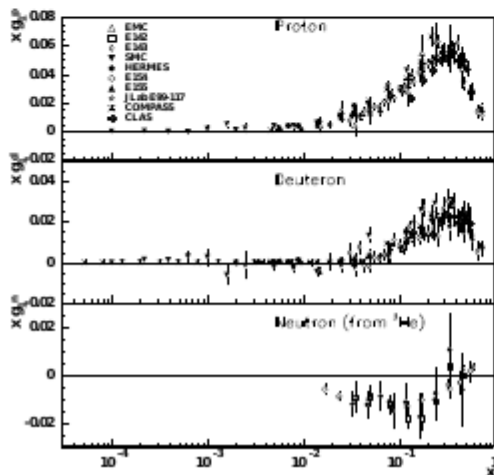
contributions of spins of quarks and anti-quarks to the proton spin are small

broad world-wide program to resolve the  
problem of the nucleon spin composition

In spite of significant experimental and theoretical advances  
basic problem remains after 30 years of research

components contributing to proton spin

$$\Delta\Sigma \quad \Delta G \quad L_q \quad L_g$$



# Understanding Spin

$$\frac{1}{2} = \frac{1}{2}\Delta\Sigma + L_q + L_{\bar{q}} + \Delta G + L_g$$

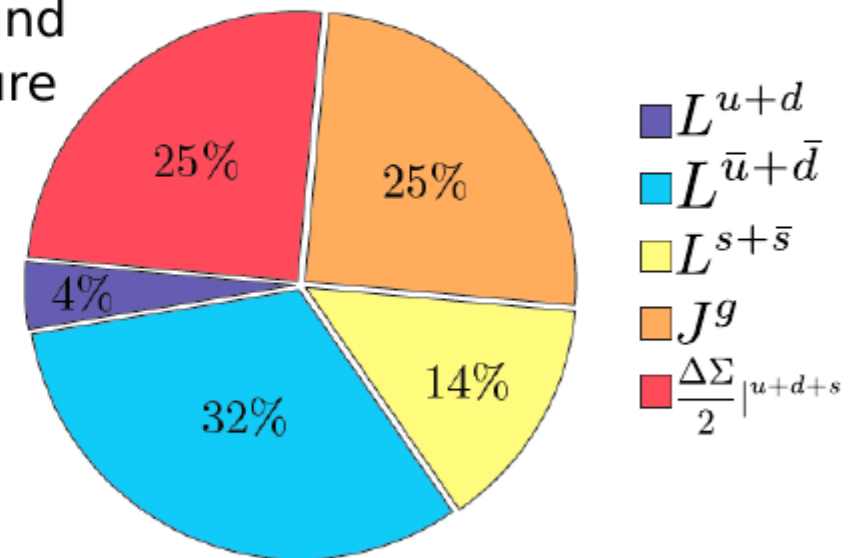
importance of sea quarks

- account for spin of quarks, anti-quarks and gluons - still missing about half the picture
- sea quark OAM could be a major part of missing spin

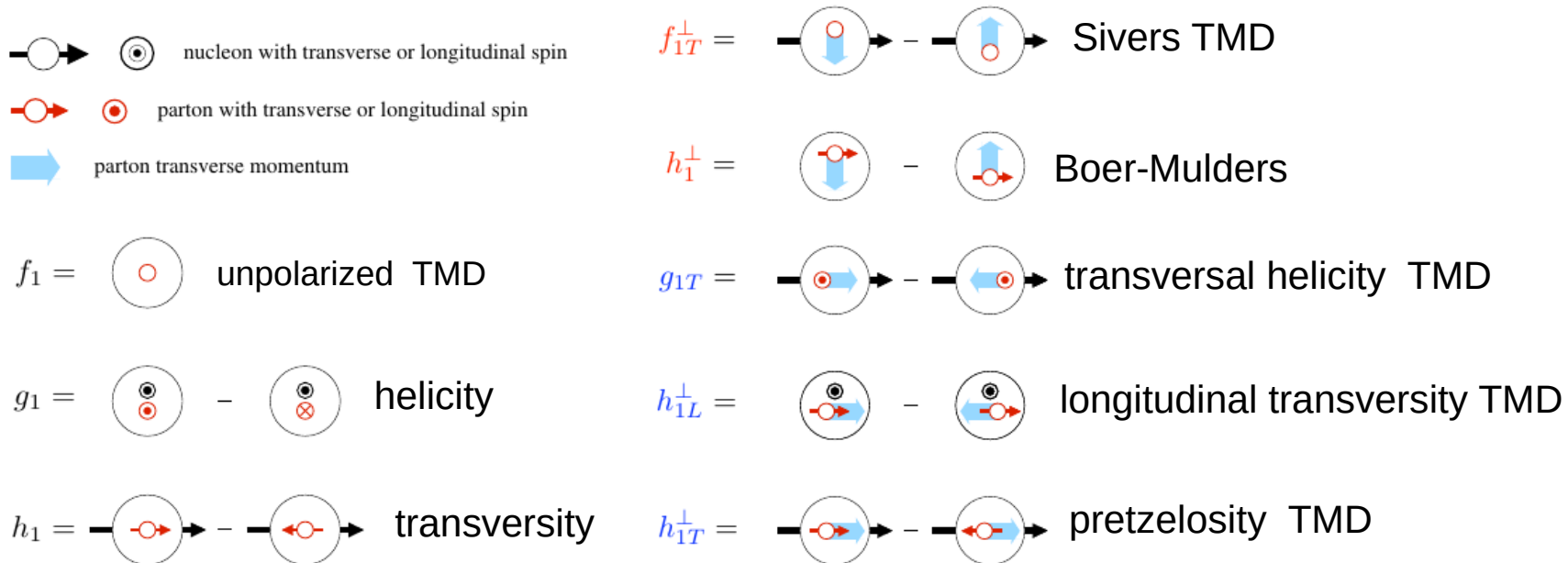
contribution of OAM of sea quarks remains poorly constrained

important to understand theoretically and experimentally

Lattice QCD: K.-F. Liu *et al* arXiv:1203.6388



# TMD distribution functions



Quintessential tool to study spin-orbit correlations and provide direct experimental observables for studying orbital angular momentum.

		quark pol.		
		U	L	T
nucleon pol.	U	$f_1$		$h_1^\perp$
	L		$g_1$	$h_{1L}^\perp$
	T	$f_{1T}^\perp$	$g_{1T}$	$h_1$ $h_{1T}^\perp$

# Sivers Function

- Relation between momentum direction of the struck parton and the spin of the nucleon
- Measure correlations between lepton angle distributions and nucleon spin
- Experimentally accessible from multiple processes

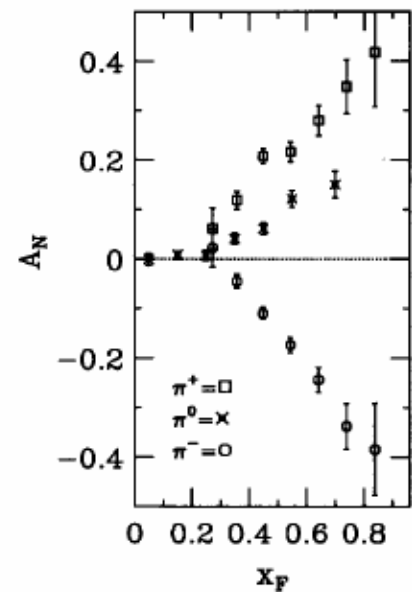
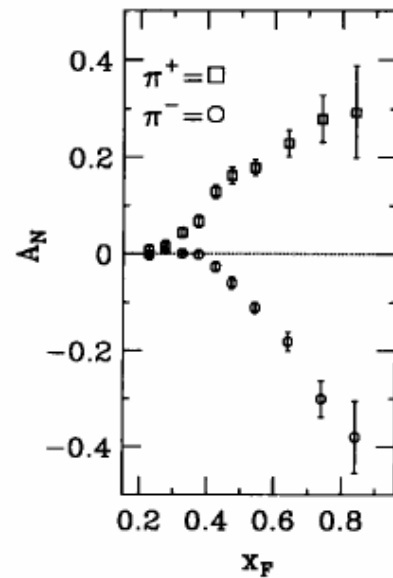
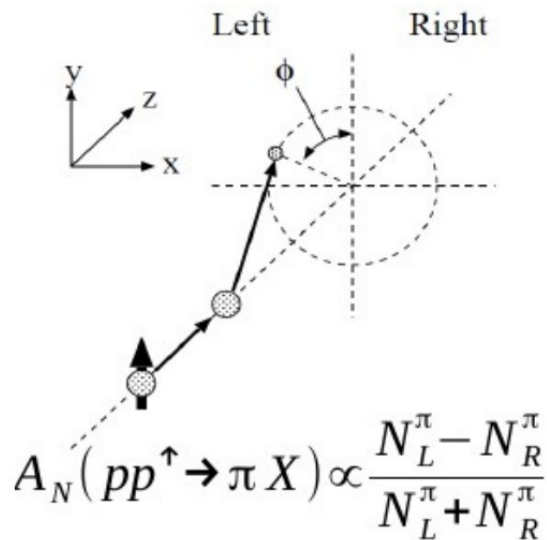
If  $A_N \neq 0$ , **major discovery**:

“Smoking Gun” evidence for  $L_{\bar{u},\bar{d}} \neq 0$

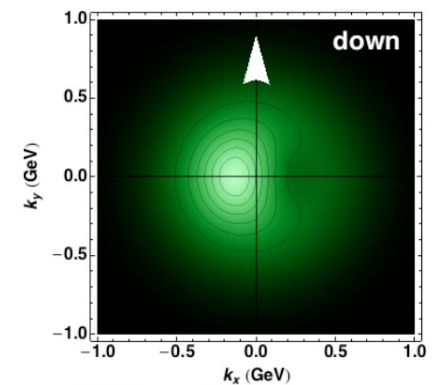
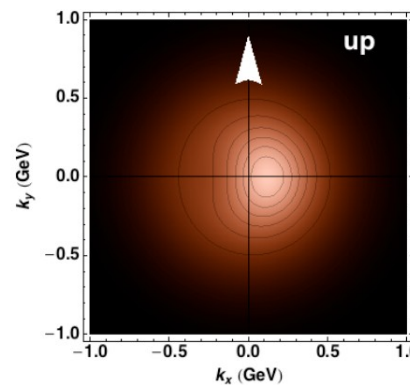
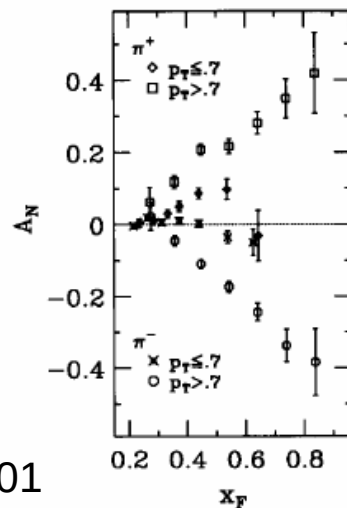
$$f_{1T}^\perp(x, k_T) = \begin{array}{c} \uparrow \\ \circ \end{array} - \begin{array}{c} \circ \\ \downarrow \end{array}$$

$$A_N^{DY} = \frac{2}{\pi} \cdot A_T^{\sin\varphi_s} \propto f_{1,u}^q(x_b) \otimes f_{1T,\bar{u}(\bar{d})}^{\perp q}(x_t)$$

# First Looking into Quark Transverse Momentum



Points to possible intrinsic imbalance and leads to big asymmetry

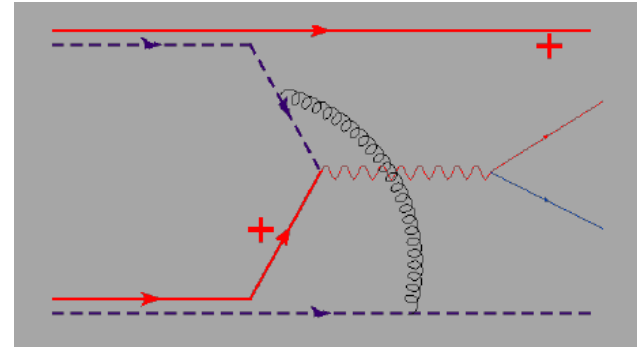
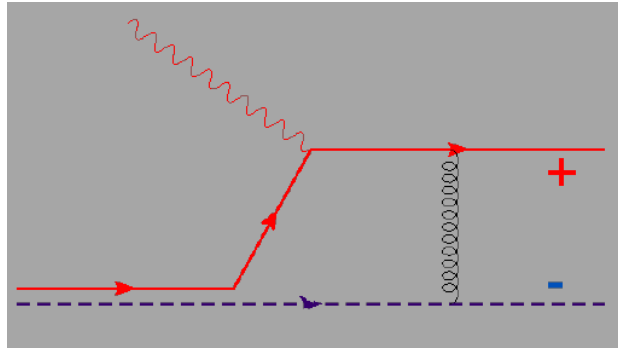


E704 Effect

Phys. Rev. C89 (2014) 042201

A. Bacchetta and M. Contalbrigo, Il Nuovo Saggiatore, vol. 28 pp. 16-27, 2012

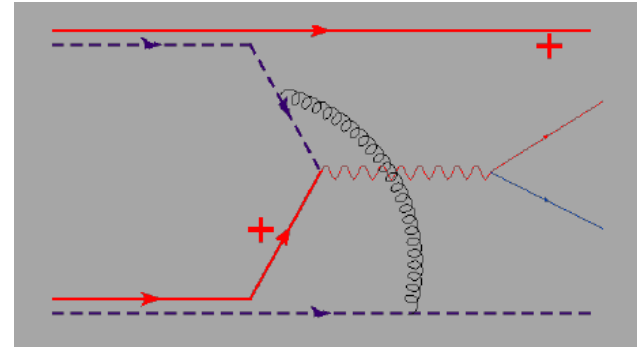
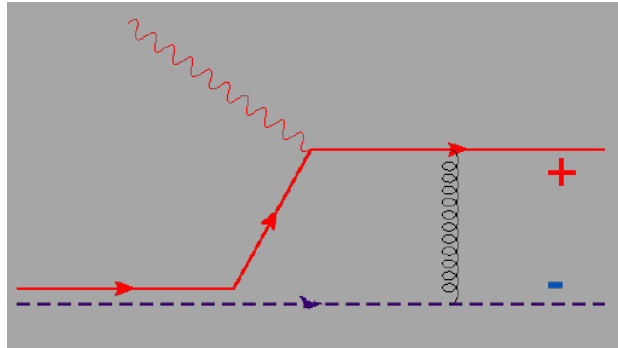
# Universality



- SSA assumed to be negligible (T-odd)
- Since the past-pointing Wilson lines are appropriate for factorization in the Drell-Yan process, the correct result is not that the Sivers asymmetry vanishes, but that it has opposite signs in DIS and in Drell-Yan.
- Non-perturbative parts in the cross section
- The gauge link provides the phase for the interference and can be interpreted as an interaction of the struck quark with the color field of the target remnant



# Universality

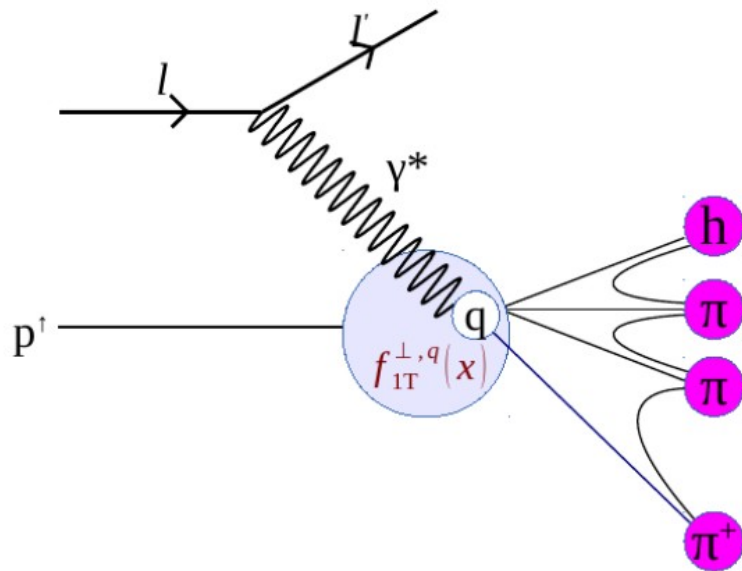


- Colored objects surrounded by gluons with profound consequence of gauge invariance
- Siver function has opposite sign when gluon couple after quark scatters (SIDIS) or before quark annihilates (DY)
- Essential to verify experimentally

$$f_{1T}^{\perp} \Big|_{\text{SIDIS}} = - f_{1T}^{\perp} \Big|_{\text{DY}}$$

# Accessing Quark Sivers TMDs

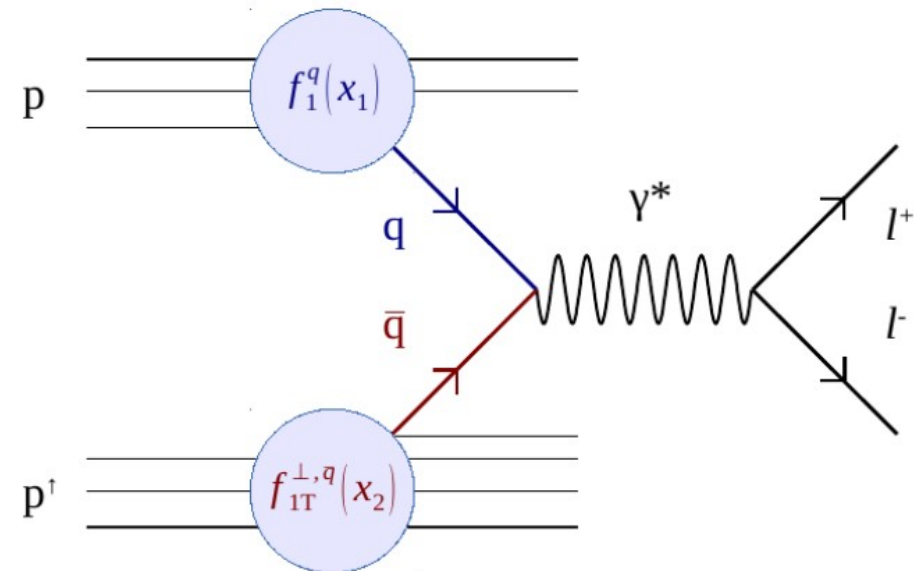
## Polarized Semi-Inclusive DIS



Quintessential probe of hadron structure:

- ➔ relatively simple to measure and calculate
- ➔ charge-weighted flavor sensitivity
- ➔ QCD final state effects
- ➔ fragmentation process
- ➔ **no quark-antiquark selectivity**

## Polarized Drell-Yan

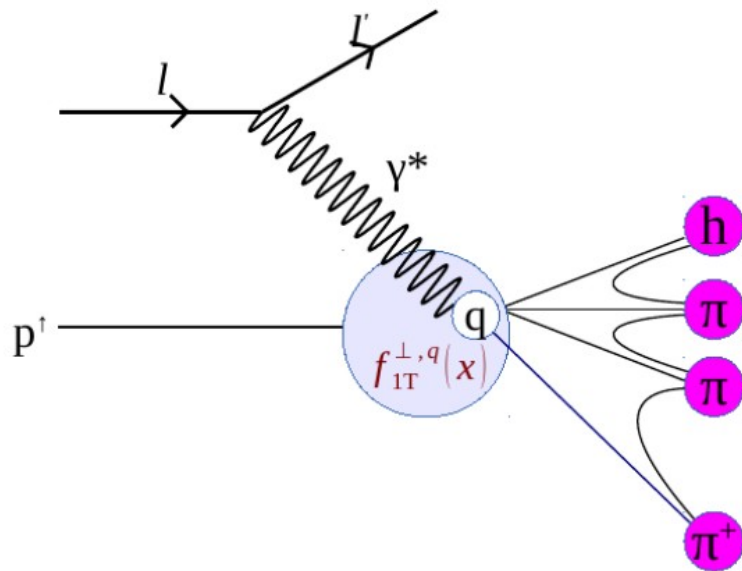


Cleanest probe to study hadron structure:

- ➔ no QCD final state effects
- ➔ no fragmentation process
- ➔ production of two TMD parton distribution functions
- ➔ **ability to select sea quark distribution**
- ➔ hadron beam:  $\sigma(\text{DY}) / \sigma(\text{nuclear}) \approx 10^{-7}$

# Accessing Quark Sivers TMDs

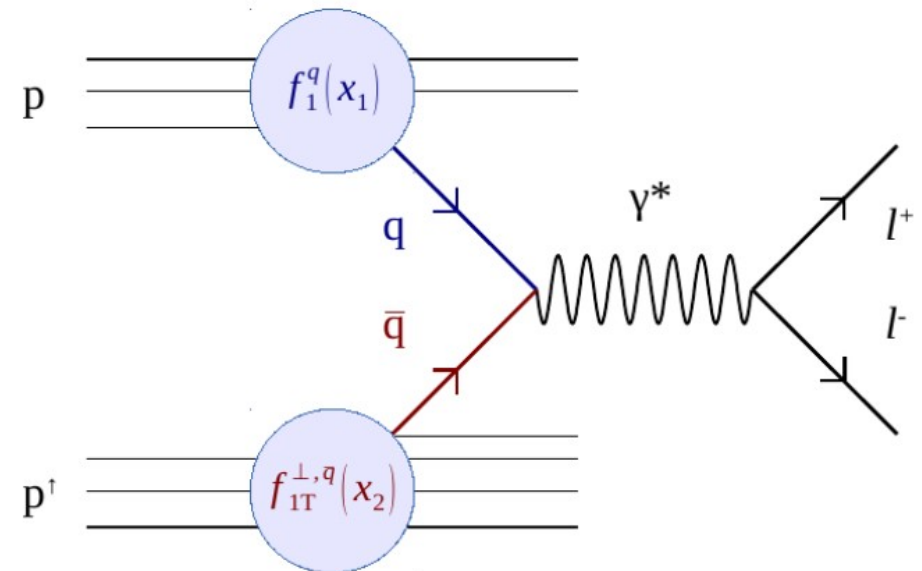
## Polarized Semi-Inclusive DIS



$$A_{UT}^{SIDIS} \propto \frac{\sum_q e_q^2 f_{1T}^{\perp,q}(x) \otimes D_1^q(z)}{\sum_q e_q^2 f_1^q(x) \otimes D_1^q(z)}$$

- L-R asymmetry in hadron production
- Quark to Hadron Fragmentation function
- Valence-Sea quark: Mixed

## Polarized Drell-Yan



$$A_N^{DY} \propto \frac{\sum_q e_q^2 [f_1^q(x_1) \cdot f_{1T}^{\perp,\bar{q}}(x_2) + 1 \leftrightarrow 2]}{\sum_q e_q^2 [f_1^q(x_1) \cdot f_1^{\bar{q}}(x_2) + 1 \leftrightarrow 2]}$$

- L-R asymmetry in Drell-yan production
- **No Quark Fragmentation function**
- Valence-Sea quark **Isolated**

# LO SIDIS and DY cross sections

## SIDIS

$$\frac{d\sigma_{SIDIS}^{LO}}{dx dy dz dp_T^2 d\varphi_h d\psi} = \left[ \frac{\alpha}{xyQ^2} \frac{y^2}{2(1-\epsilon)} \left( 1 + \frac{\gamma^2}{2x} \right) \right] \\ \times (F_{UU,T} + \epsilon F_{UU,L}) \left\{ 1 + \cos 2\phi_h (\epsilon A_{UU}^{\cos 2\phi_h}) \right. \\ \left. + S_T \begin{bmatrix} \sin(\phi_h - \phi_S) (A_{UT}^{\sin(\phi_h - \phi_S)}) \\ + \sin(\phi_h + \phi_S) (\epsilon A_{UT}^{\sin(\phi_h + \phi_S)}) \\ + \sin(3\phi_h - \phi_S) (\epsilon A_{UT}^{\sin(3\phi_h - \phi_S)}) \end{bmatrix} \right\}$$

PDF  $\otimes$  FF

$$A_{UU}^{\cos 2\phi_h} \propto h_1^{\perp q} \otimes H_{1q}^{\perp h}$$

$$A_{UT}^{\sin(\phi_h - \phi_S)} \propto f_{1T}^{\perp q} \otimes D_{1q}^h$$

$$A_{UT}^{\sin(\phi_h + \phi_S)} \propto h_1^q \otimes H_{1q}^{\perp h}$$

$$A_{UT}^{\sin(3\phi_h - \phi_S)} \propto h_{1T}^{\perp q} \otimes H_{1q}^{\perp h}$$

BM  $\otimes$  CF

Sivers  $\otimes$  FF

Transv  $\otimes$  CF

Pretz  $\otimes$  CF

## DY

$$\frac{d\sigma^{LO}}{d\Omega} = \frac{\alpha_{em}^2}{Fq^2} F_U^1 \left\{ 1 + \cos^2 \theta + \sin^2 \theta \cos 2\varphi_{CS} A_U^{\cos 2\varphi_{CS}} \right. \\ \left. + S_T \begin{bmatrix} (1 + \cos^2 \theta) \sin \varphi_S A_T^{\sin \varphi_S} \\ + \sin^2 \theta \begin{bmatrix} \sin(2\varphi_{CS} + \varphi_S) A_T^{\sin(2\varphi_{CS} + \varphi_S)} \\ + \sin(2\varphi_{CS} - \varphi_S) A_T^{\sin(2\varphi_{CS} - \varphi_S)} \end{bmatrix} \end{bmatrix} \right\}$$

beam target

PDF  $\otimes$  PDF

BM  $\otimes$  BM

$f_1$   $\otimes$  Sivers

BM  $\otimes$  Transv

BM  $\otimes$  Pretz

$$A_T^{\cos 2\varphi_{CS}} \propto h_1^{\perp q} \otimes h_1^{\perp q}$$

$$A_T^{\sin \varphi_S} \propto f_1^q \otimes f_{1T}^{\perp q}$$

$$A_T^{\sin(2\varphi_{CS} - \varphi_S)} \propto h_1^{\perp q} \otimes h_{1T}^{\perp q}$$

$$A_T^{\sin(2\varphi_{CS} + \varphi_S)} \propto h_1^{\perp q} \otimes h_1^q$$

within QCD TMD framework:

$$h_1^{\perp q} \Big|_{SIDIS} = -h_1^{\perp q} \Big|_{DY}$$

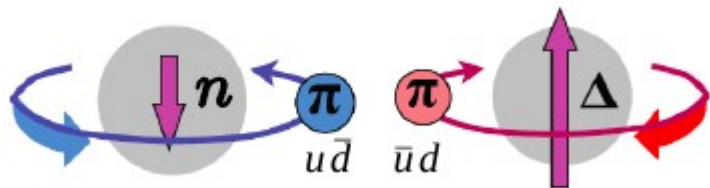
$$f_{1T}^{\perp q} \Big|_{SIDIS} = -f_{1T}^{\perp q} \Big|_{DY}$$

$$h_1^q \Big|_{SIDIS} = h_1^q \Big|_{DY}$$

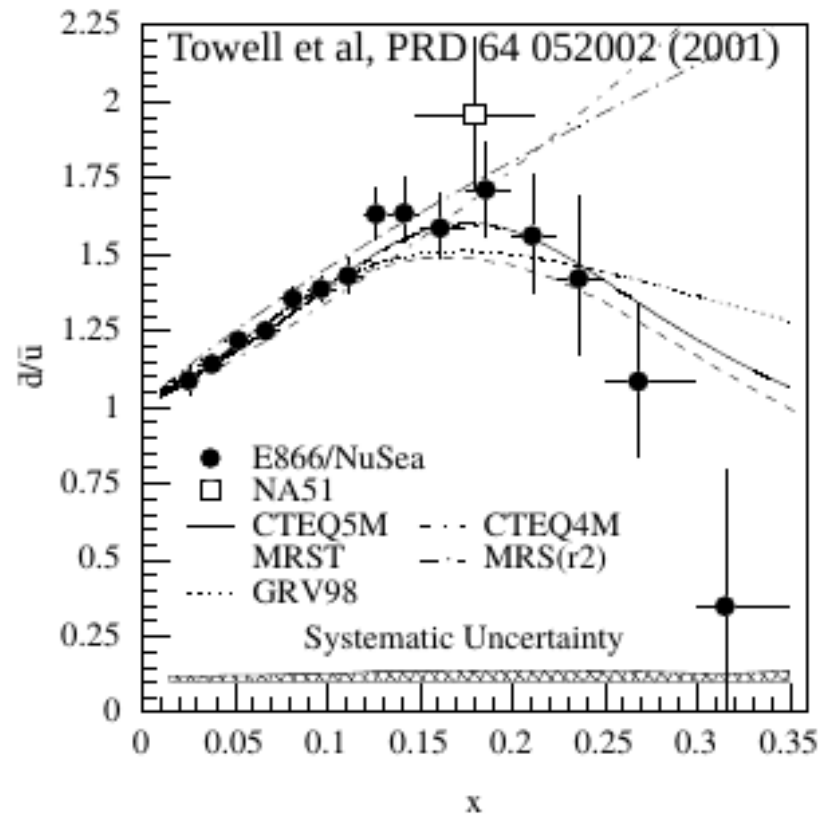
$$h_{1T}^{\perp q} \Big|_{SIDIS} = h_{1T}^{\perp q} \Big|_{DY}$$

# Past DY at Fermilab

- Conservation of parity:  
pions negative parity  
requires  $L=1$
- E866 results may have  
point to sea quark OAM



**E866/NuSea:** enhanced  $\bar{d}/\bar{u}$



pion cloud model as possible interpretation

$$|p\rangle \propto |p_0\rangle + |n\pi^+\rangle + |\Delta^{++}\pi^-\rangle + \dots$$

# SeaQuest Status (E906)

Main Injector beam in a slow spill—  
difficult to obtain good duty factor

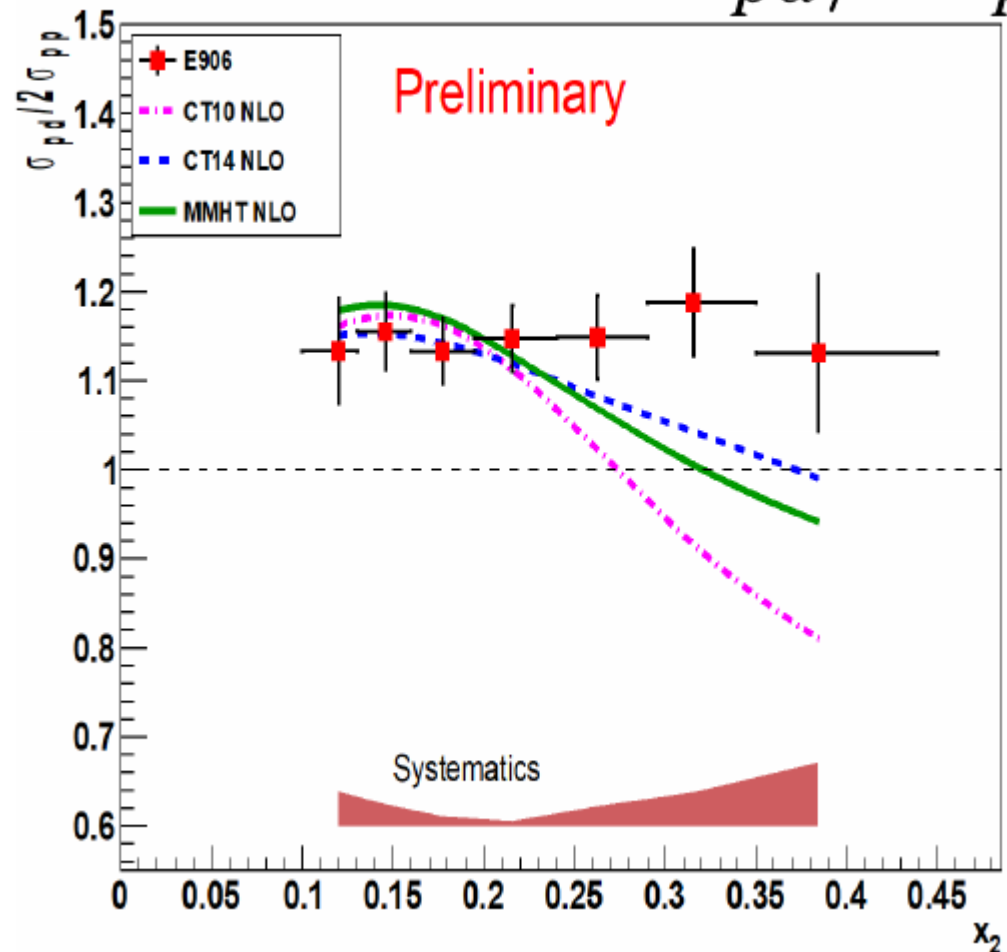
- $1.4 \times 10^{18}$  of the  $5.3 \times 10^{18}$  approved “live protons”
- $1.7 \times 10^{18}$  of the  $7 \times 10^{18}$  protons with good duty factor

$3.5 \times 10^{17}$  live protons  
 $\frac{1}{4}$  of recorded protons

Caveats:

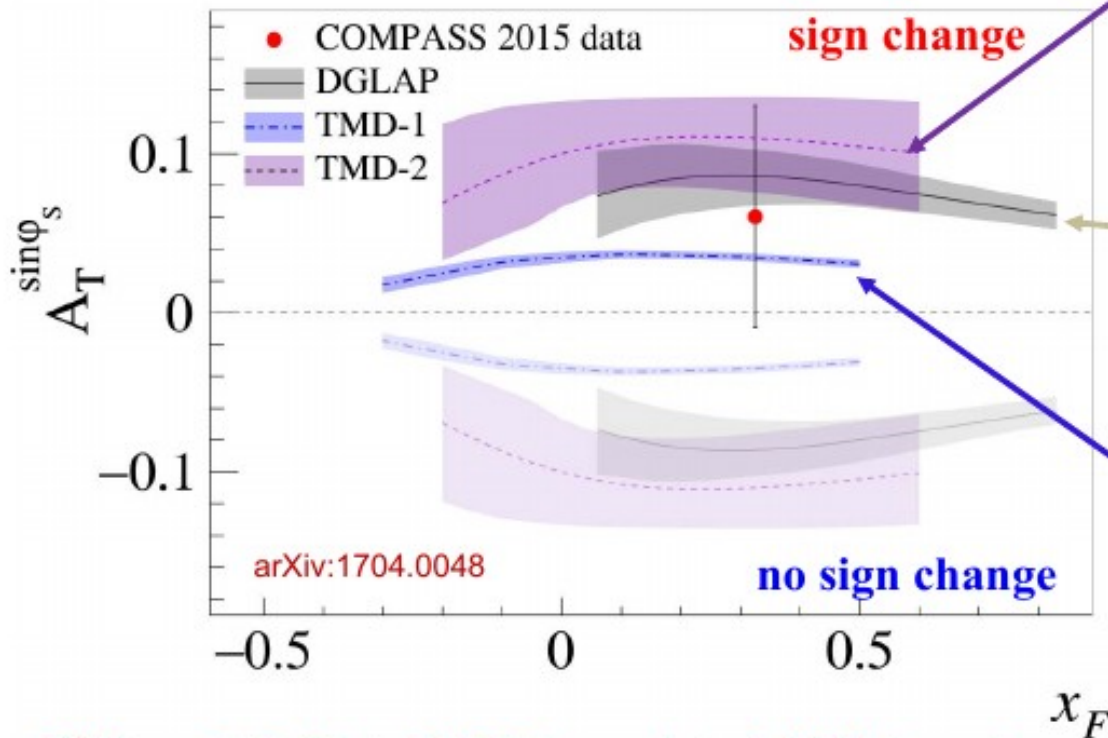
- Rate dependence correction has a kinematic dependence
- Leading order extraction
  - NLO code tested
- Correct method -> global fit
- Large  $x_{\text{beam}}$  dbar/ubar
- ...

**E906/SeaQuest:**  $\sigma_{pd}/2\sigma_{pp}$

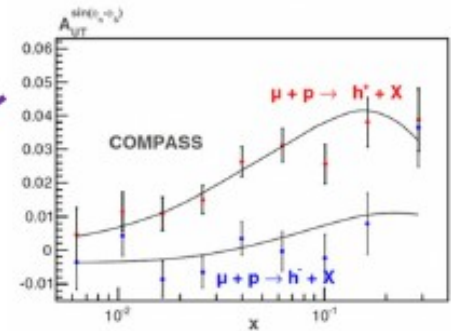


# COMPASS 2015

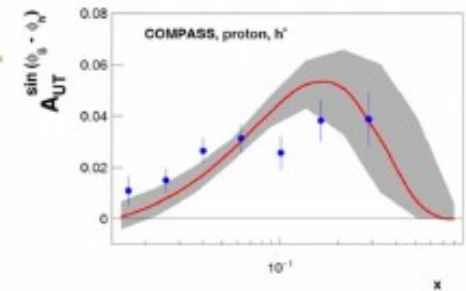
- COMPASS: 190 GeV  $\pi^-$  beam on transverse polarized H target ( $\text{NH}_3$ )
  - first year of polarized running completed
  - 2015 data ~120 days
  - Transverse target polarization ~80%



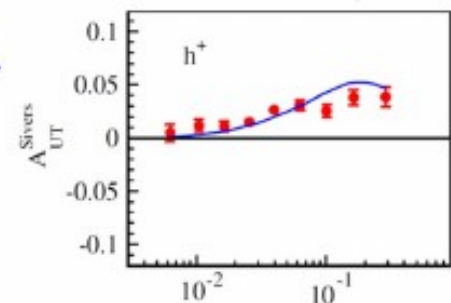
TMD-2 (2013)  
P. Sun, F. Yuan, **PRD88, 114012**



DGLAP (2016)  
M. Anselmino et al., **arXiv:1612.06413**



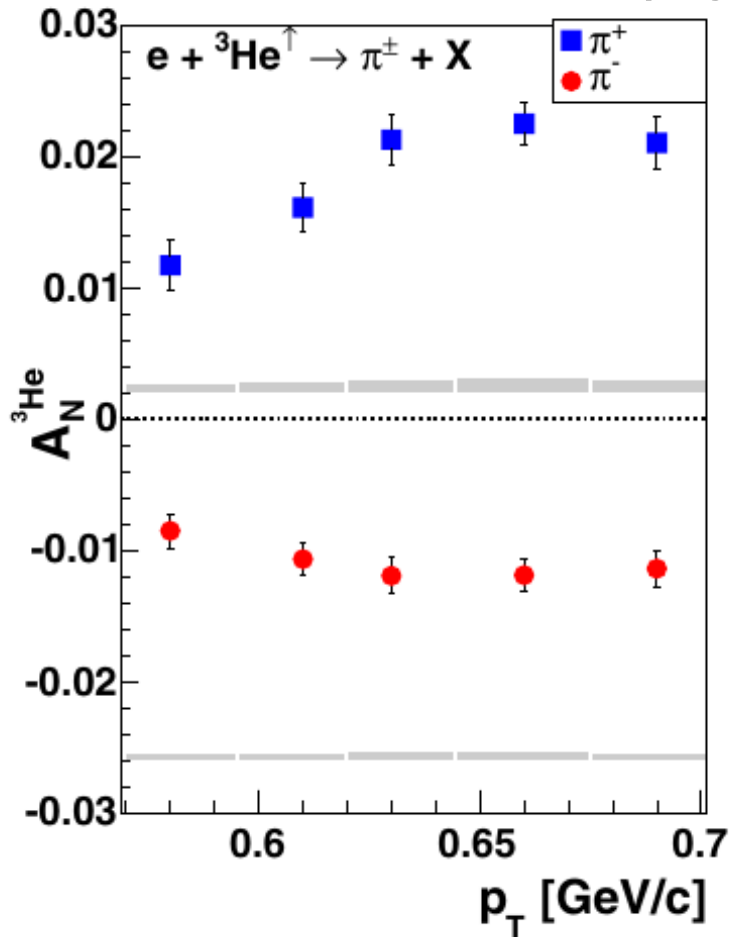
TMD-1 (2014)  
M. G. Echevarria et al. **PRD89,074013**



$$A_T^{\sin \phi_s} = 0.060 \pm 0.057(\text{stat.}) \pm 0.040(\text{sys.})$$

# JLab Hall B

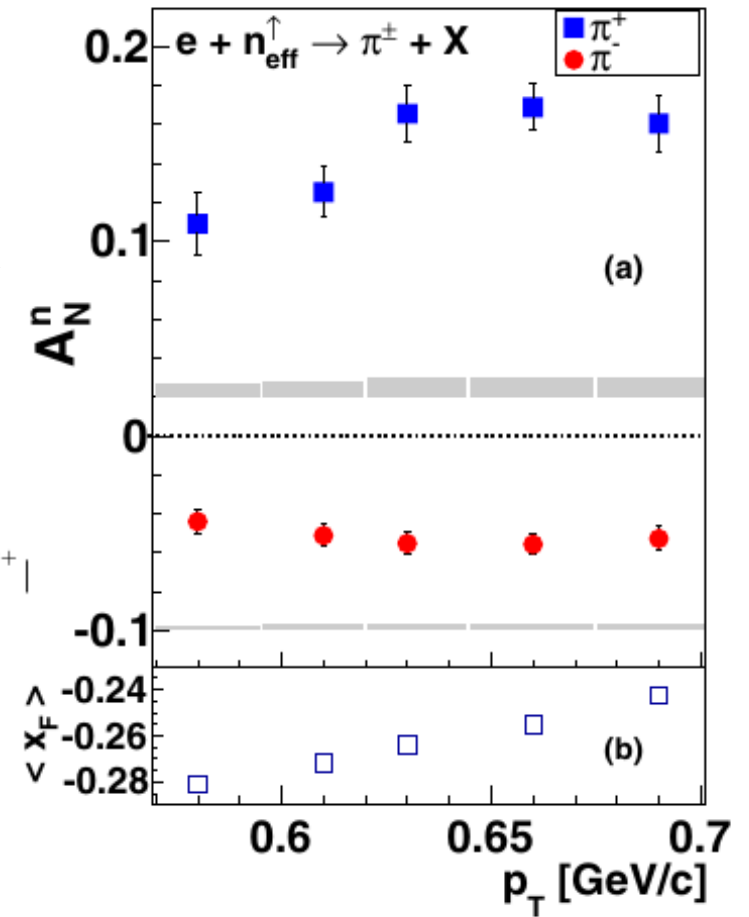
$e + {}^3\text{He}^\uparrow \rightarrow h + X$  TSSA process preformed under assumption of SIDIS  
(significant soft process contribute)



Jefferson Lab  
Hall A  
using a 5.9 GeV  
electron beam

$$\sqrt{s} = 3.45 \text{ GeV},$$

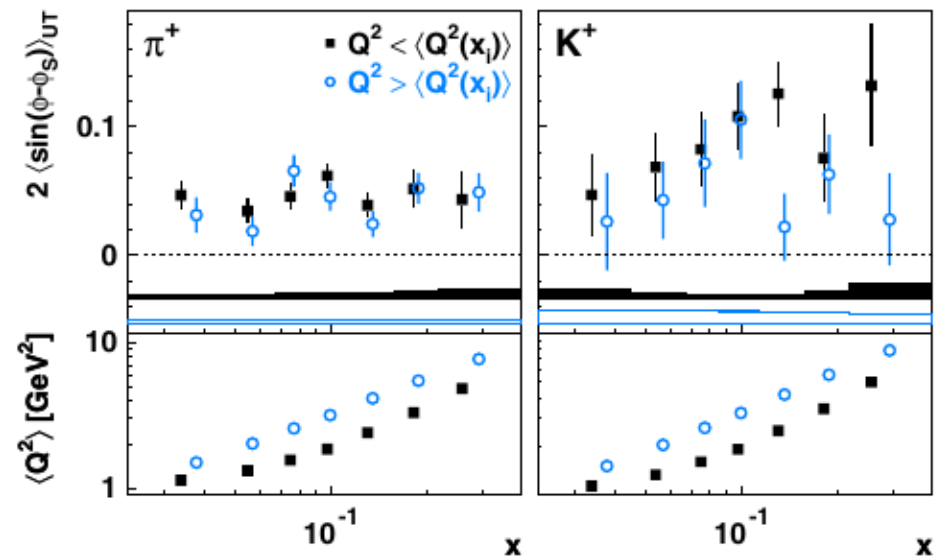
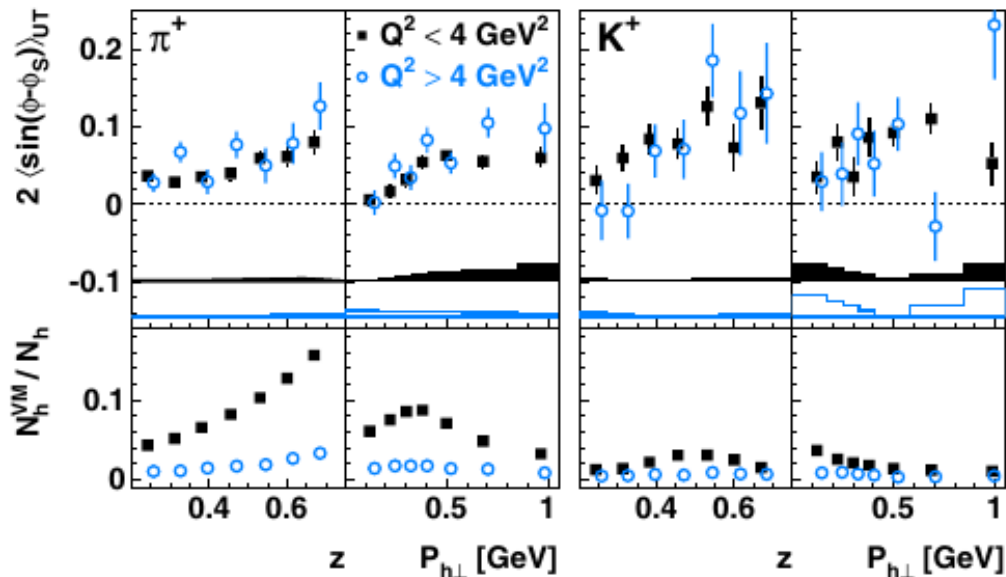
$$|A^{\pi^-}| < |A^{\pi^+}| < |A^{K^+}|$$





# SIDIS Sivers TMD for sea quarks

$$\frac{d\sigma^h}{dx dy d\phi_S dz d\phi dP_{h\perp}^2} \propto \dots + S_T \left[ \sin(\phi - \phi_S) \left( F_{UT,T}^{\sin(\phi - \phi_S)} + \epsilon F_{UT,L}^{\sin(\phi - \phi_S)} \right) + \dots \right] + \dots$$



PhysRevLett.103.152002

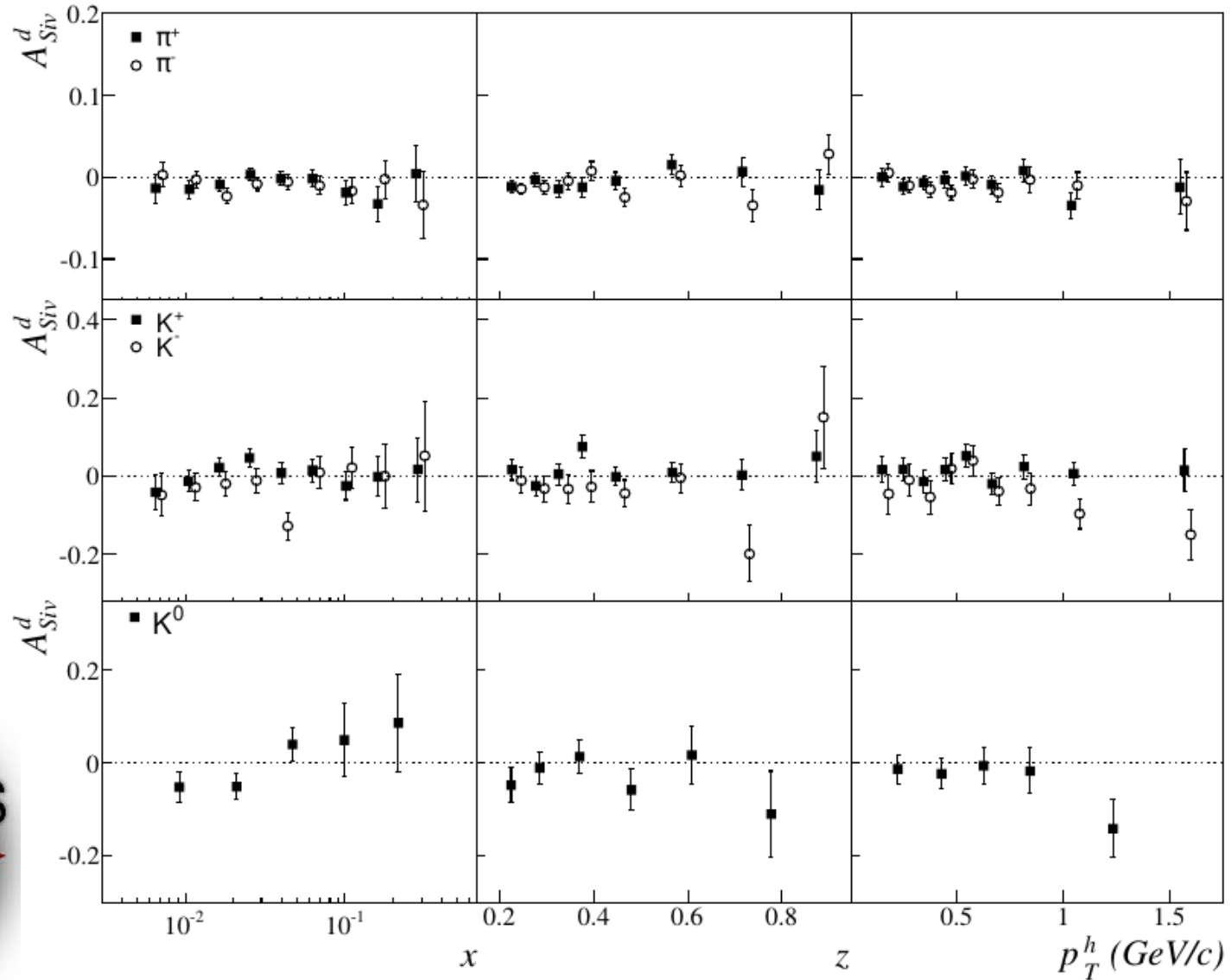


# SIDIS Siver TMD

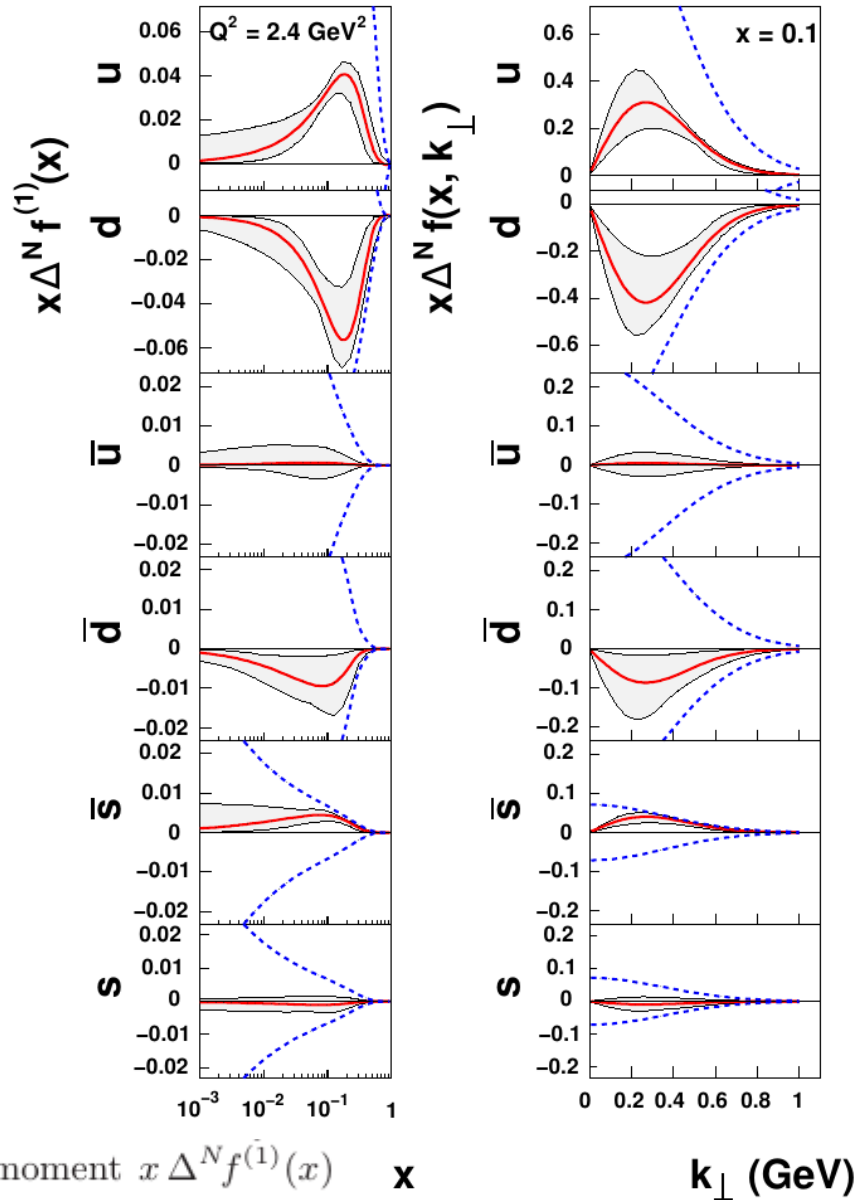
transversely polarised

${}^6\text{LiD}$  target

160 GeV/ $c$  muons



# Sivers Distribution function



$$x \Delta^N f(x, k_\perp)$$

$$Q^2 = 2.4 \text{ (GeV/c)}^2$$

fit of HERMES and COMPASS data

## Sivers Effect for Pion and Kaon Production in Semi-Inclusive Deep Inelastic Scattering

M. Anselmino,<sup>1,2</sup> M. Boglione,<sup>1,2</sup> U. D'Alesio,<sup>3,4</sup> A. Kotzinian,<sup>5,6,7</sup>  
S. Melis,<sup>1,2</sup> F. Murgia,<sup>4</sup> A. Prokudin,<sup>8,1,2</sup> and C. Türk<sup>1,2</sup>

<sup>1</sup>Dipartimento di Fisica Teorica, Università di Torino, Via P. Giuria 1, I-10125 Torino, Italy

<sup>2</sup>INFN, Sezione di Torino, Via P. Giuria 1, I-10125 Torino, Italy

<sup>3</sup>Dipartimento di Fisica, Università di Cagliari, I-09042 Monserrato (CA), Italy

<sup>4</sup>INFN, Sezione di Cagliari, C.P. 170, I-09042 Monserrato (CA), Italy

<sup>5</sup>CEA-Saclay, IRFU/Service de Physique Nucléaire, 91191 Gif-sur-Yvette, France

<sup>6</sup>Yerevan Physics Institute, 375036 Yerevan, Armenia

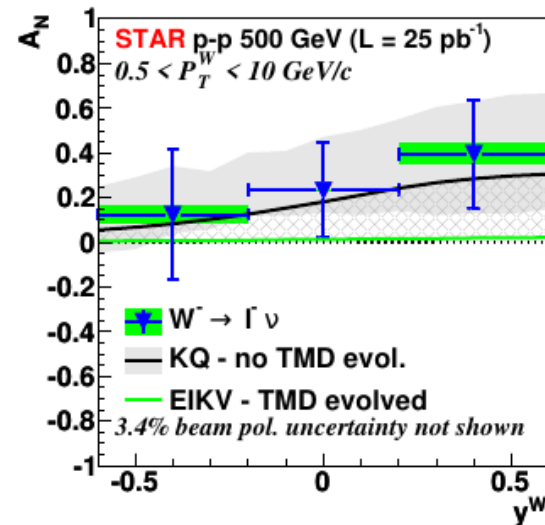
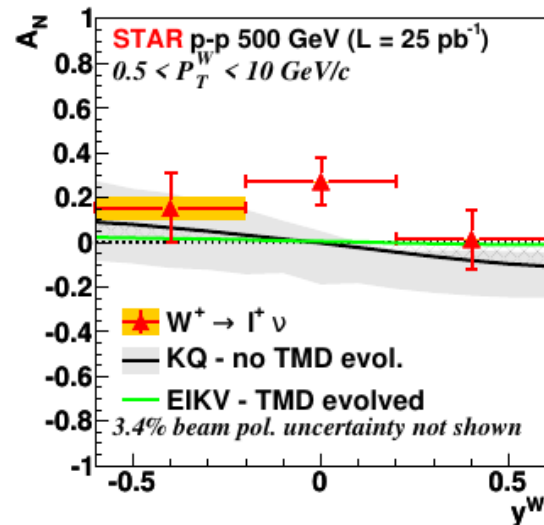
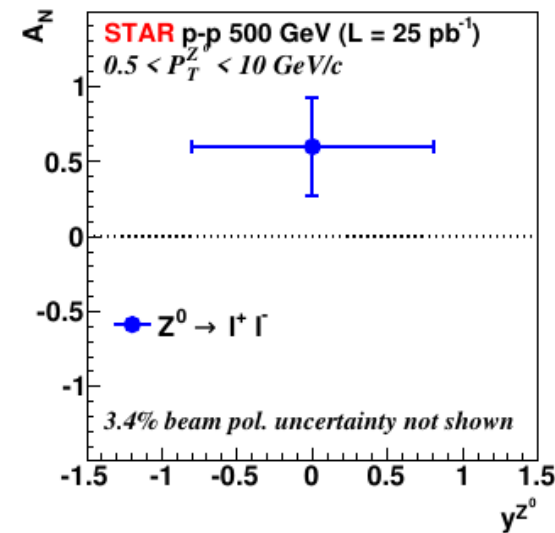
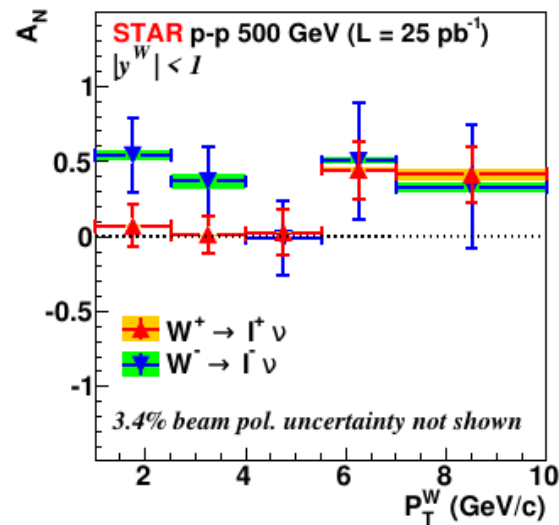
<sup>7</sup>JINR, 141980 Dubna, Russia

<sup>8</sup>Di.S.T.A., Università del Piemonte Orientale "A. Avogadro", Alessandria, Italy

(Dated: May 29, 2018)

# Measurement of the transverse single-spin asymmetry in $p^\uparrow + p \rightarrow W^\pm/Z^0$ at RHIC

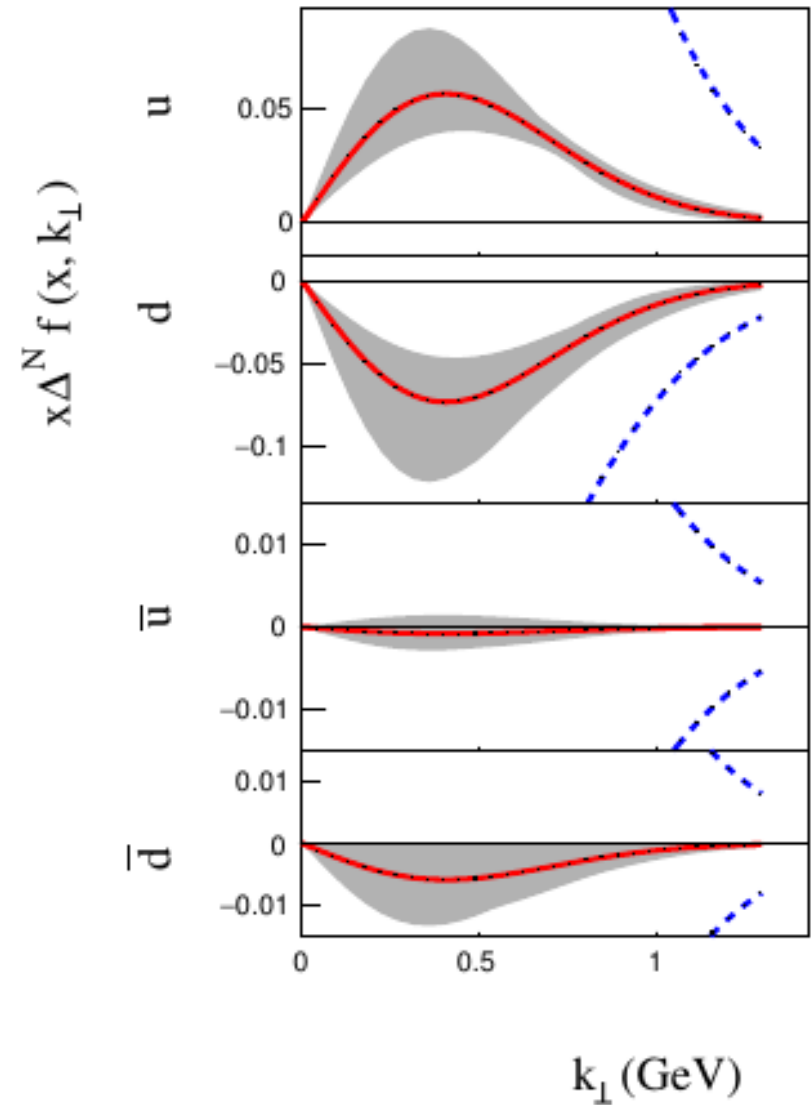
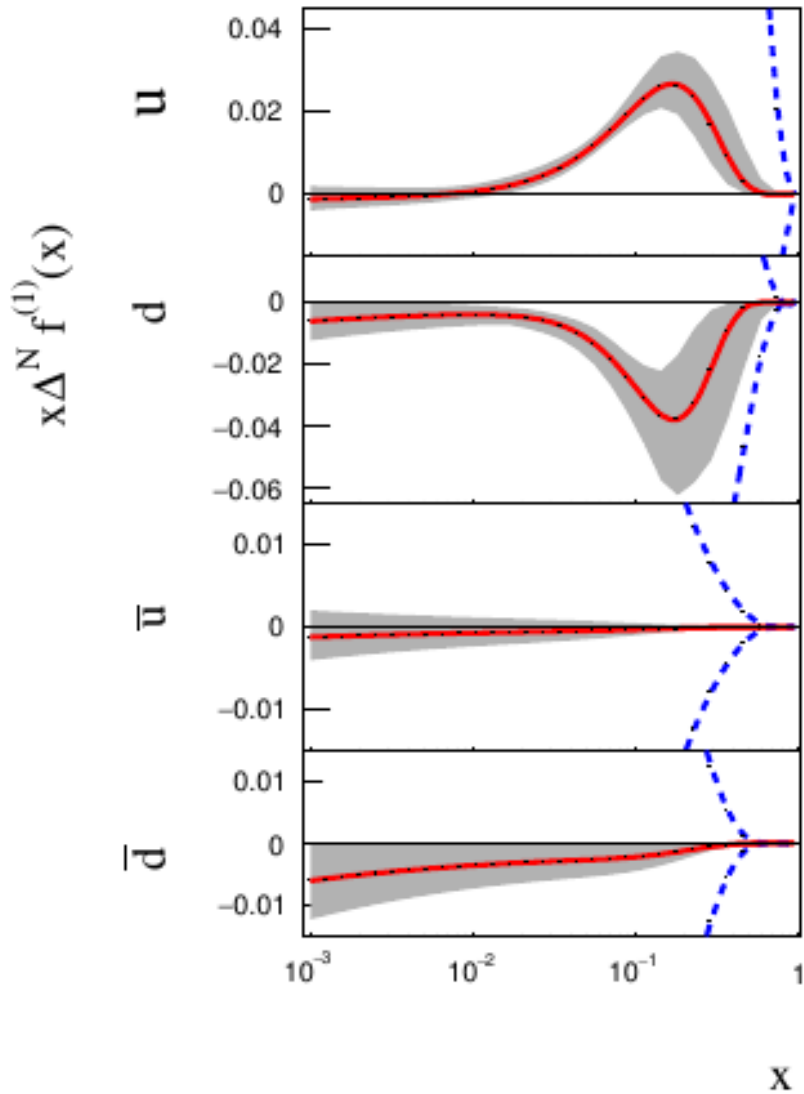
Phys. Rev. Lett. 116, 132301 (2016)



# New World Data Fit

M. Anselmino,<sup>a,b</sup> M. Boglione,<sup>a,b</sup> U. D'Alesio,<sup>c,d</sup> F. Murgia<sup>d</sup> and A. Prokudin<sup>e,f</sup>

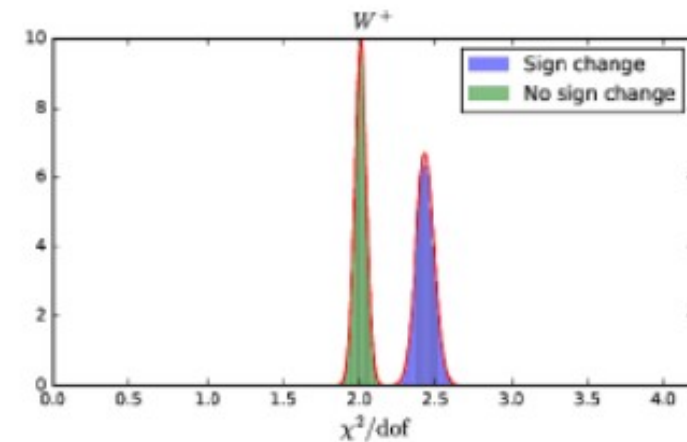
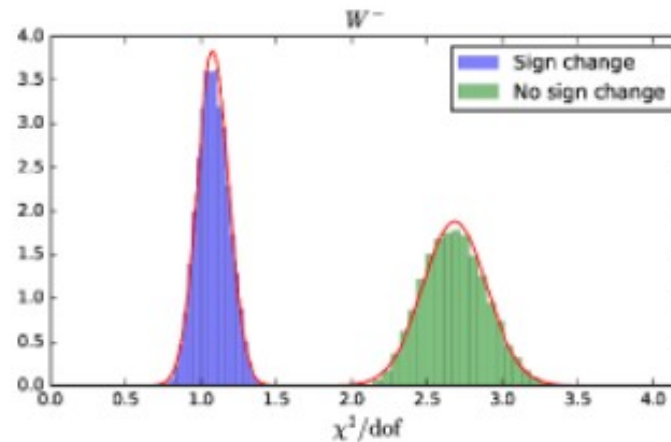
ARXIV EPRINT: [1612.06413](https://arxiv.org/abs/1612.06413)



# New World Data Fit

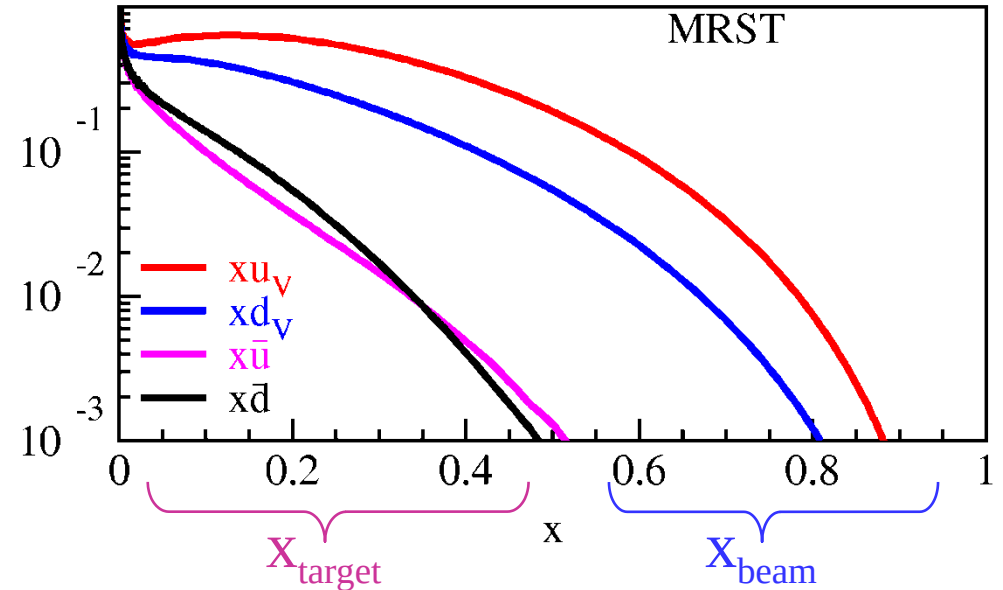
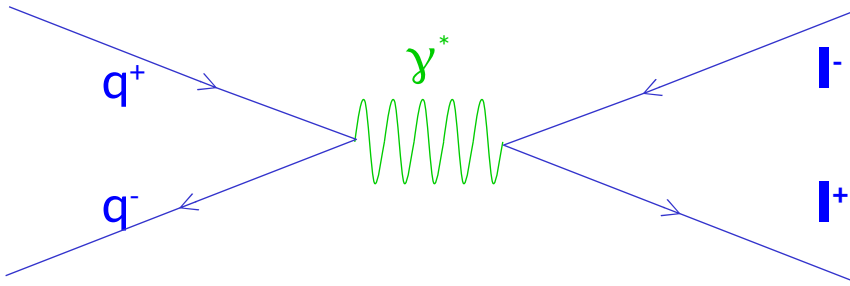
“Interesting” example by M. Anselmino et al (2017)

The sign-change (QCD prediction) is tested using the DY data of the  $W$  production from RHIC



- The chi-square pdf with/without sign-change assumption applied to the DY data from RHIC which are the only available data of Sivers asymmetry from the DY process
- No solid conclusion about the sign-change as predicted by QCD
- Our SpinQuest data will have a big impact

# Drell-Yan



■ Cross section is a convolution of beam and target parton distributions

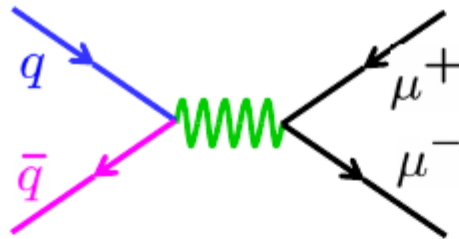
$$\frac{d^2\sigma}{dx_b dx_t} = \frac{4\pi\alpha^2}{x_b x_t s} \sum_{q \in \{u, d, s, \dots\}} e_q^2 [\bar{q}_t(x_t) q_b(x_b) + \bar{q}_b(x_b) q_t(x_t)]$$

■ u-quark dominance  
(2/3)<sup>2</sup> vs. (1/3)<sup>2</sup>

$$f_{1T}^\perp(x, k_T) = \begin{array}{c} \uparrow \\ \circ \\ \bullet \end{array} - \begin{array}{c} \circ \\ \bullet \\ \downarrow \end{array}$$

Beam	Sensitivity	Experiment
Hadron	Beam quarks target antiquarks	Fermilab, J-PARC RHIC (forward acpt.)
Anti-Hadron	Beam antiquarks Target quarks	J-PARC, GSI-FAIR Fermilab Collider
Meson	Beam antiquarks Target quarks	COMPASS, J-PARC

# Fixed Target Drell-Yan: sensitivity to sea quarks

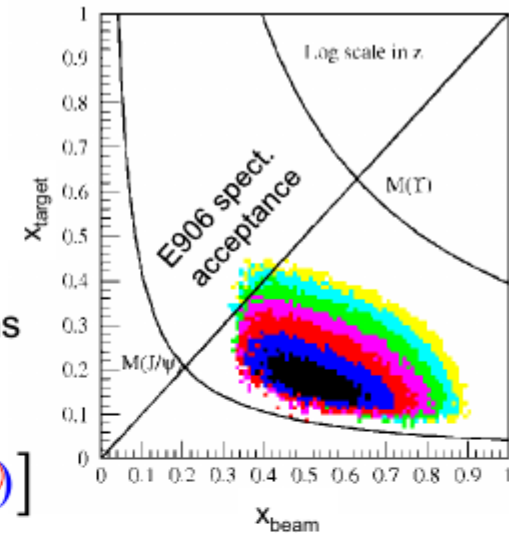


Cross section: convolution of beam and target parton distributions

$$\frac{d^2\sigma}{dx_b dx_t} = \frac{4\pi\alpha^2}{x_b x_t S} \sum_{q \in \{u, d, s, \dots\}} e_q^2 \left[ \bar{q}_t(x_t) q_b(x_b) + q_t(x_t) \bar{q}_b(x_b) \right]$$

u-quark dominance  
( $(2/3)^2$  vs.  $(1/3)^2$ )

acceptance limited  
(Fixed Target, Hadron Beam)



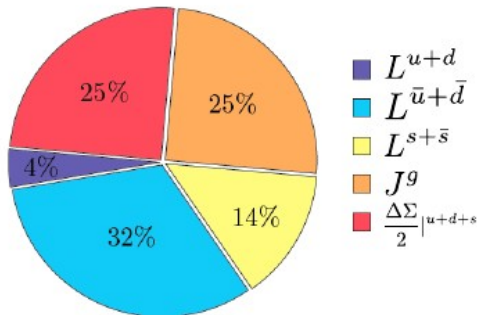
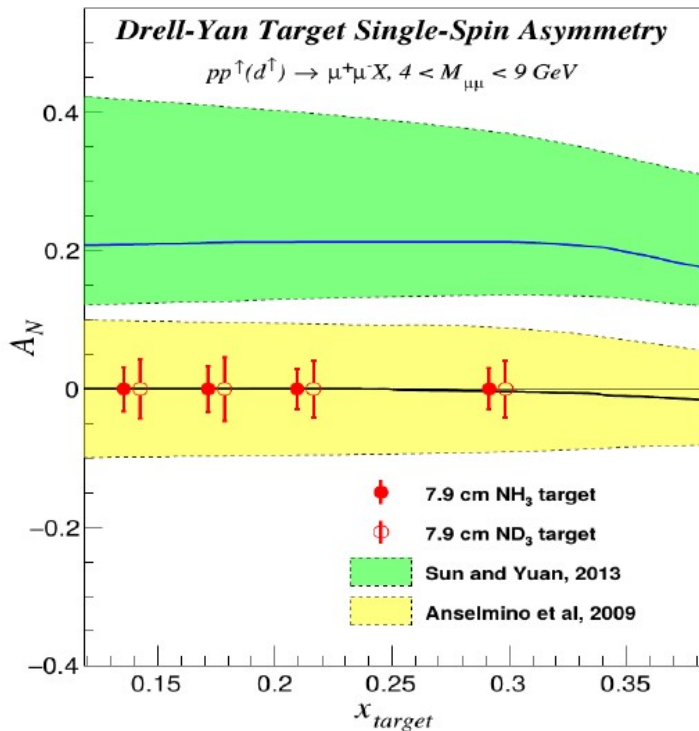
beam: valence quarks at high x

target: sea quarks at low/intermediate x

$$\frac{\sigma^{pd}}{2\sigma^{pp}} = \frac{1}{2} \left[ 1 + \frac{\bar{d}(x)}{\bar{u}(x)} \right]$$



# Polarized Drell-Yan



$$A_N(p_{beam} + p_{target}^\uparrow \rightarrow DY) \propto \frac{N_L^{DY} - N_R^{DY}}{N_L^{DY} + N_R^{DY}} \propto \frac{f_{1T}^{\perp, \bar{u}}(x_t)}{f_1^{\bar{u}}(x_t)}$$

$$A_N(p_{beam} + d_{target}^\uparrow \rightarrow DY) \propto \frac{N_L^{DY} - N_R^{DY}}{N_L^{DY} + N_R^{DY}} \propto \frac{f_{1T}^{\perp, \bar{d}}(x_t)}{f_1^{\bar{d}}(x_t)}$$

- First measurement of sea quark Sivers ( $\bar{u}$ ,  $\bar{d}$ )
- Sign and value
  - Result has strong implications for O.A.M. in spin puzzle
- If nonzero, “smoking gun” for Sea quark O.A.M.
- If zero, where is proton spin coming from?

# SpinQuest Goals

- Separately measure Sivers function for the sea
- Measure Sign and Magnitude
- Measurement of Sivers function for gluons (J/psi SSA)
- Polarized dbar to ubar ratio

Extensions: transversity, tensor charge, tensor polarized observables, dark sector, polarized proton beam,...

## Physics Case

- Exploring the contribution of orbital angular momentum
- Interference between spin-flip and non-flip amplitudes with phase dependence
- Soft gluons
  - Gauge link required for color gauge invariance
  - Testing interplay between time-reversal symmetry and gauge symmetry

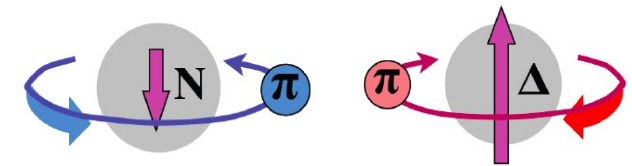
# SpinQuest Goals

- Consider a nucleonic pion cloud  
 $|p\rangle = |p_0\rangle + |N\pi\rangle + |\Delta\pi\rangle + \dots$

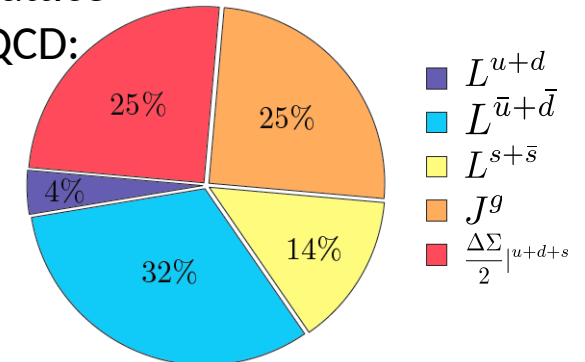
Pions  $J^P=0^-$  Negative Parity

Need  $L=1$  to get proton's  $J^P=\frac{1}{2}^+$

Sea quarks should carry orbital angular momentum.



Lattice  
QCD:



$$\Delta\Sigma_q \approx 25\%$$

$$2 L_q \approx 46\% \text{ (0\% (valence) + 46\% (sea))}$$

$$2 J_g \approx 25\%$$

K.-F. Liu et al arXiv:1203.6388

## QDC Gauge Invariance

- Interference between spin-flip and non-flip amplitudes w/different phases
- Soft gluons
  - “gauge links” required for color gauge invariance
  - Re-interactions are **final (or initial) state ... and may be process dependent!**

$$f_{1T}^\perp \Big|_{\text{SIDIS}} = - f_{1T}^\perp \Big|_{\text{DY}}$$

# Proton Beam at FNAL



- 120 GeV proton beam
- $\sqrt{s} = 15.5 \text{ GeV}$
- Projected Beam for E1039
  - Beam:  $5 \times 10^{12}$  p/spill; spill is 5 s/min
  - Protons on target per year
    - $7 \times 10^{17}$

# Advantage of the Main Injector

The (very successful) past:

## Fermilab E866/NuSea

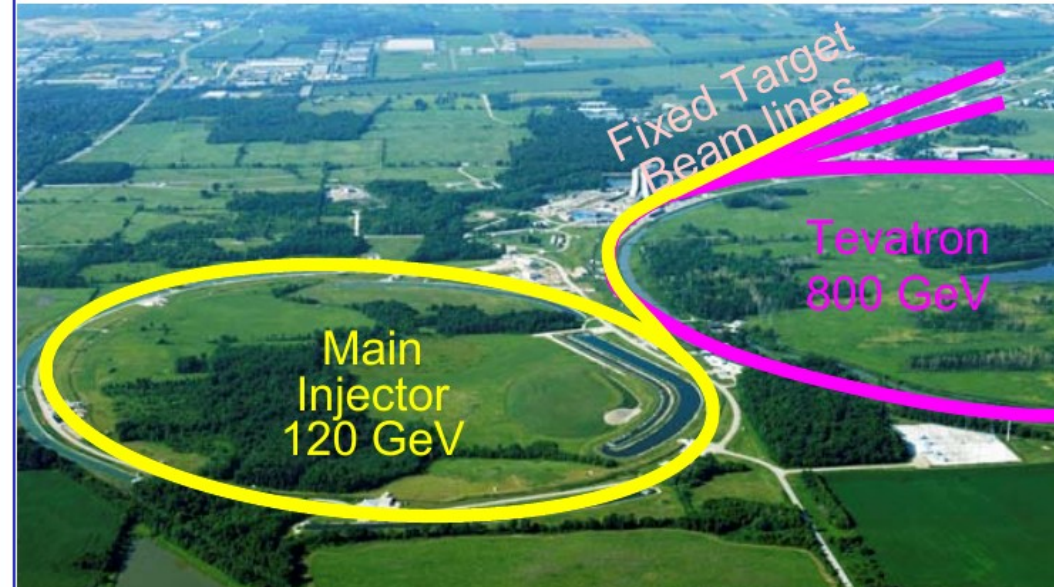
- Data in 1996-1997
- $^1\text{H}$ ,  $^2\text{H}$ , and nuclear targets
- **800 GeV proton beam**

## Fermilab E906

- Data in 2010
- $^1\text{H}$ ,  $^2\text{H}$ , and nuclear targets
- **120 GeV proton Beam** And E1039

$$\frac{d^2\sigma}{dx_1 dx_2} = \frac{4\pi\alpha^2}{9x_1 x_2} \frac{1}{s} \times \sum_i e_i^2 [q_{ti}(x_t)\bar{q}_{bi}(x_b) + \bar{q}_{ti}(x_t)q_{bi}(x_b)]$$

- Cross section scales as  $1/s$ 
    - $7\times$  that of 800 GeV beam
  - Backgrounds, primarily from  $J/\psi$  decays scale as  $s$ 
    - $7\times$  Luminosity for same detector rate as 800 GeV beam
- $50\times$  statistics!!**



○ special thanks to Fermilab support

- beamline: new collimator
- new radiation shielding design
- new cryo platform for polarized target infrastructure
- polarized target cave: new location 300cm upstream of FMAG

NM3: looking downstream



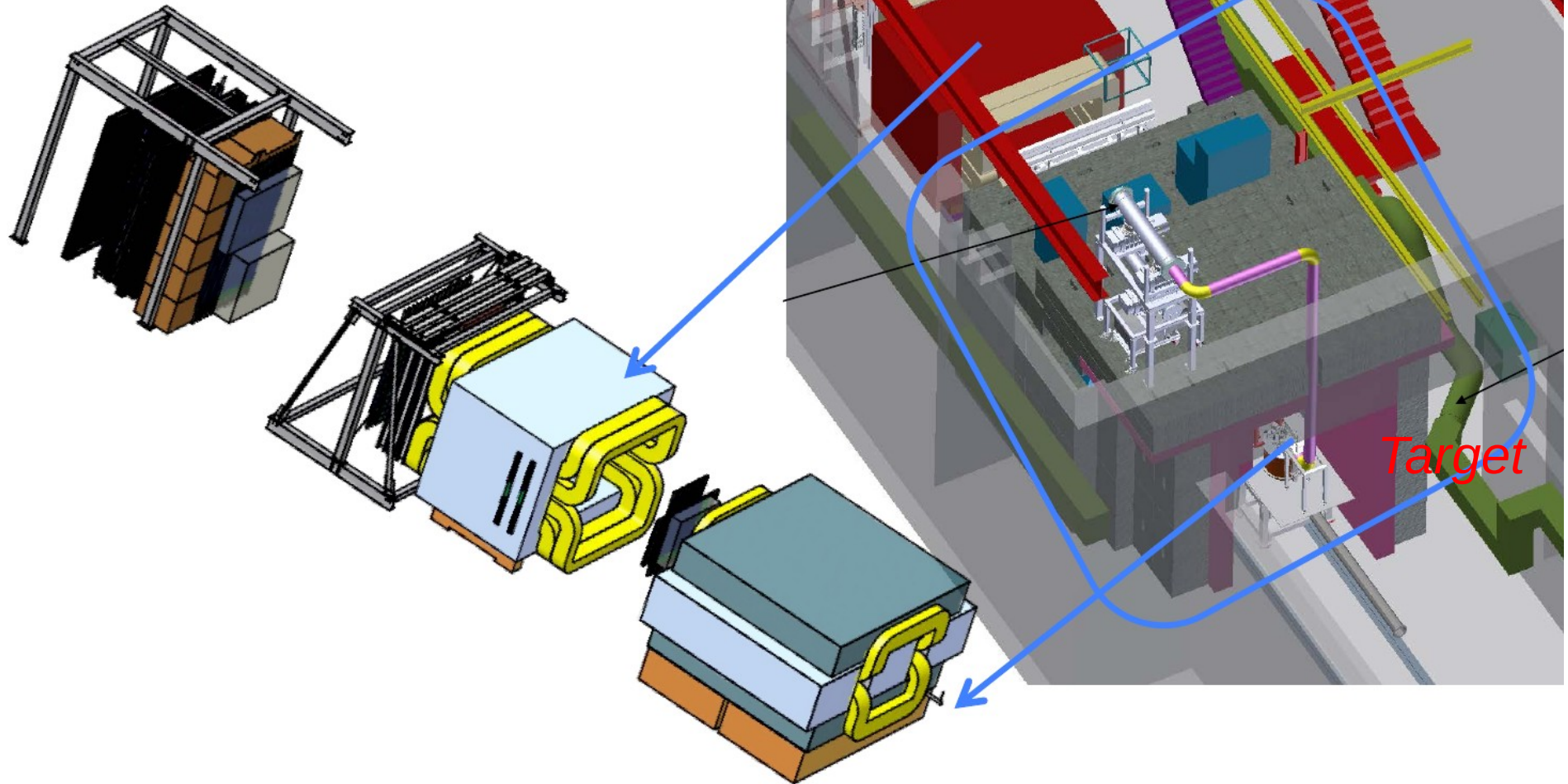
NM4: looking upstream



- cryo platform
- shielding
- collimator
- target cave
- spectrometer

# Experimental Setup for E1039

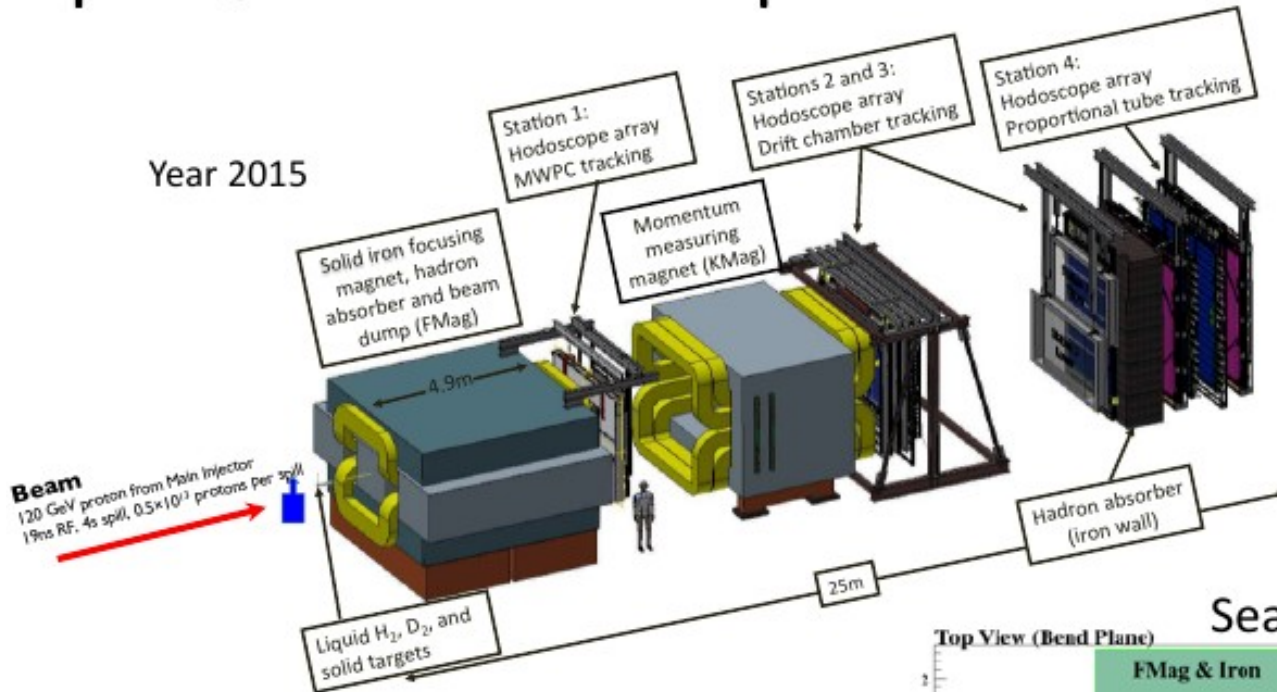
## SeaQuest E1039 Status



# NM4 Detector

## SpinQuest Dimuon Spectrometer

Year 2015



### 120 GeV protons from the Main Injector

- 4s beam spill every 60 sec
- 19ns RF, ~10s K protons per RF bucket
- $5 \times 10^{12}$  Proton On Target (POT) per spill
- Total integrated POT for E1039 (2-year):  $1.4 \times 10^{18}$  POT

### E906 unpolarized targets: 2012-2017

- $^1\text{H}$ ,  $^2\text{D}$ ,  $^{12}\text{C}$ ,  $^{56}\text{Fe}$ ,  $^{184}\text{W}$

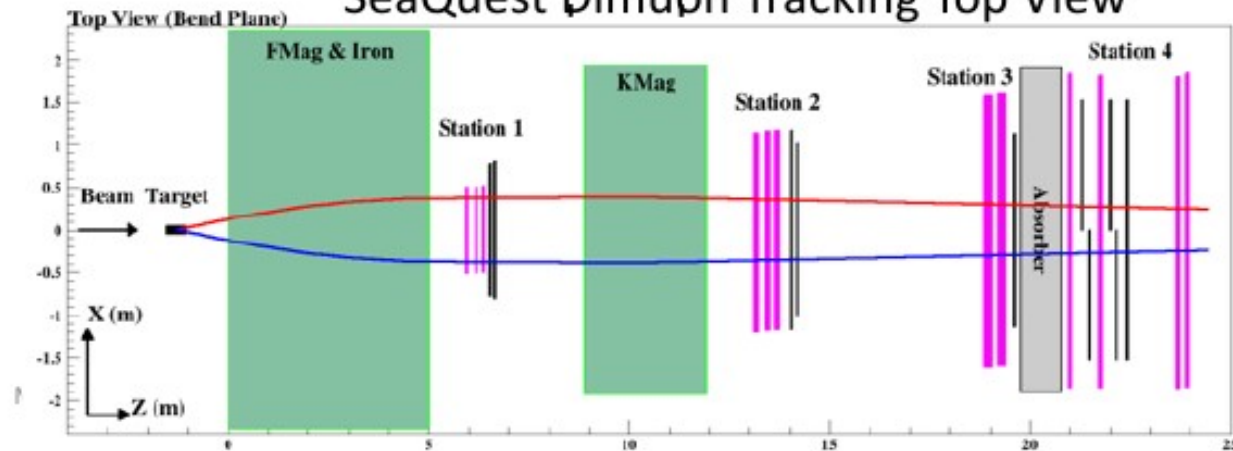
### E1039 polarized targets: 2019 – 2021+

- Polarized protons ( $\text{NH}_3$ )
- Polarized neutrons ( $\text{ND}_3$ )

### E1027 polarized beam

5/13/19

### SeaQuest Dimuon Tracking Top View

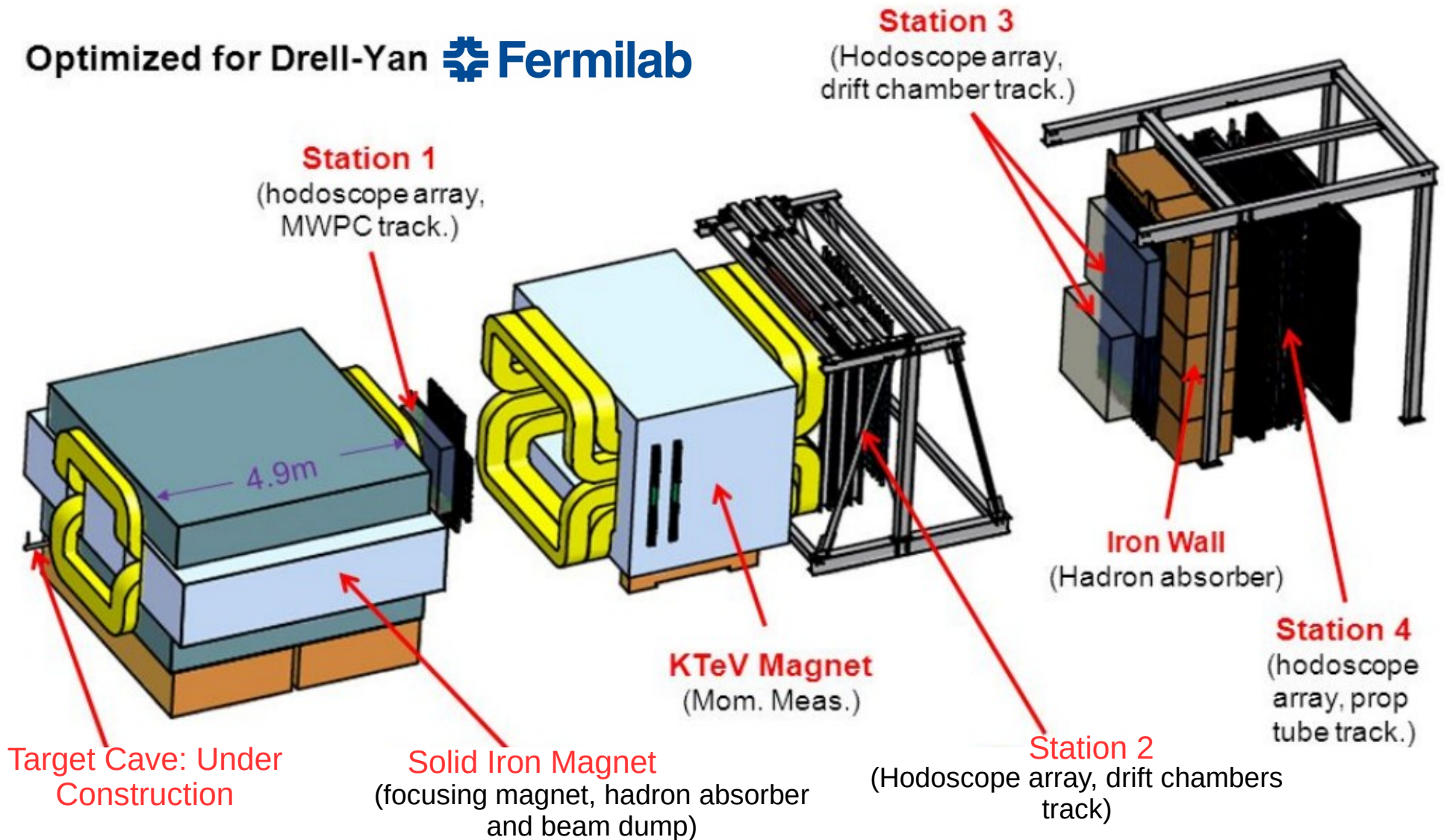




# Experimental Setup for E1039

## Detector Pack

Optimized for Drell-Yan  Fermilab



# SpinQuest Experimental Hall



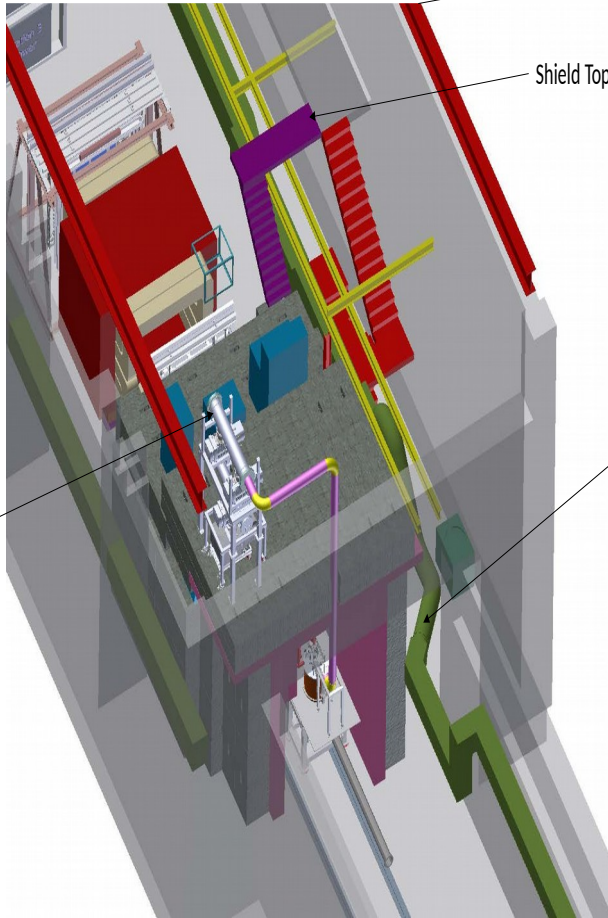

Beam

Target area

F-Mag

K-Mag

Muon-ID

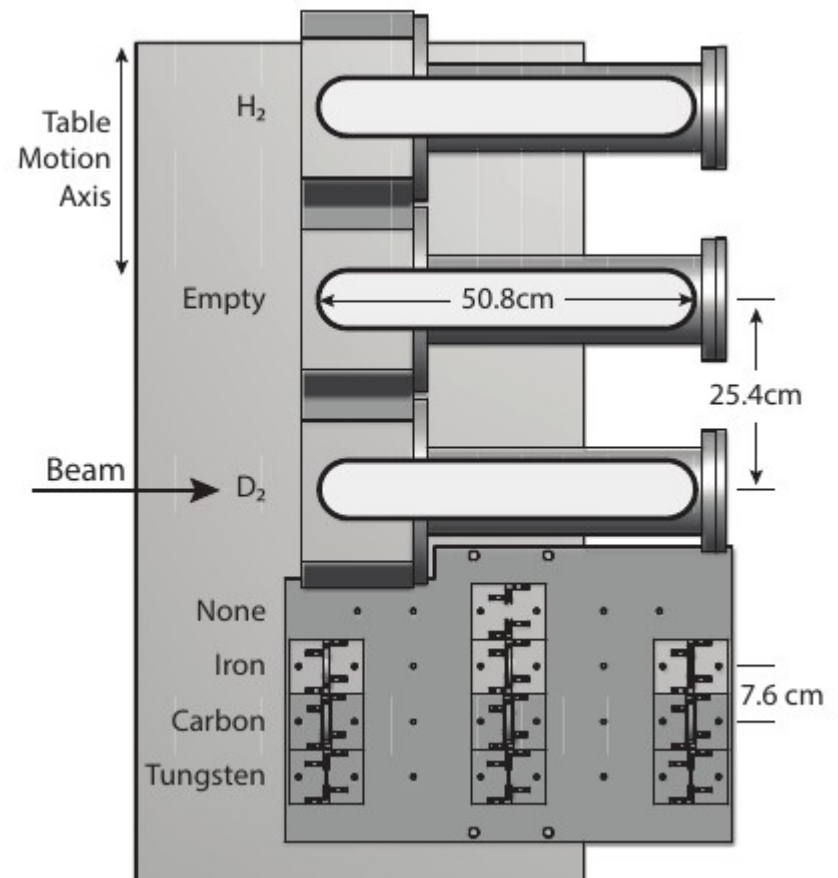


Target Cave

Look from down stream

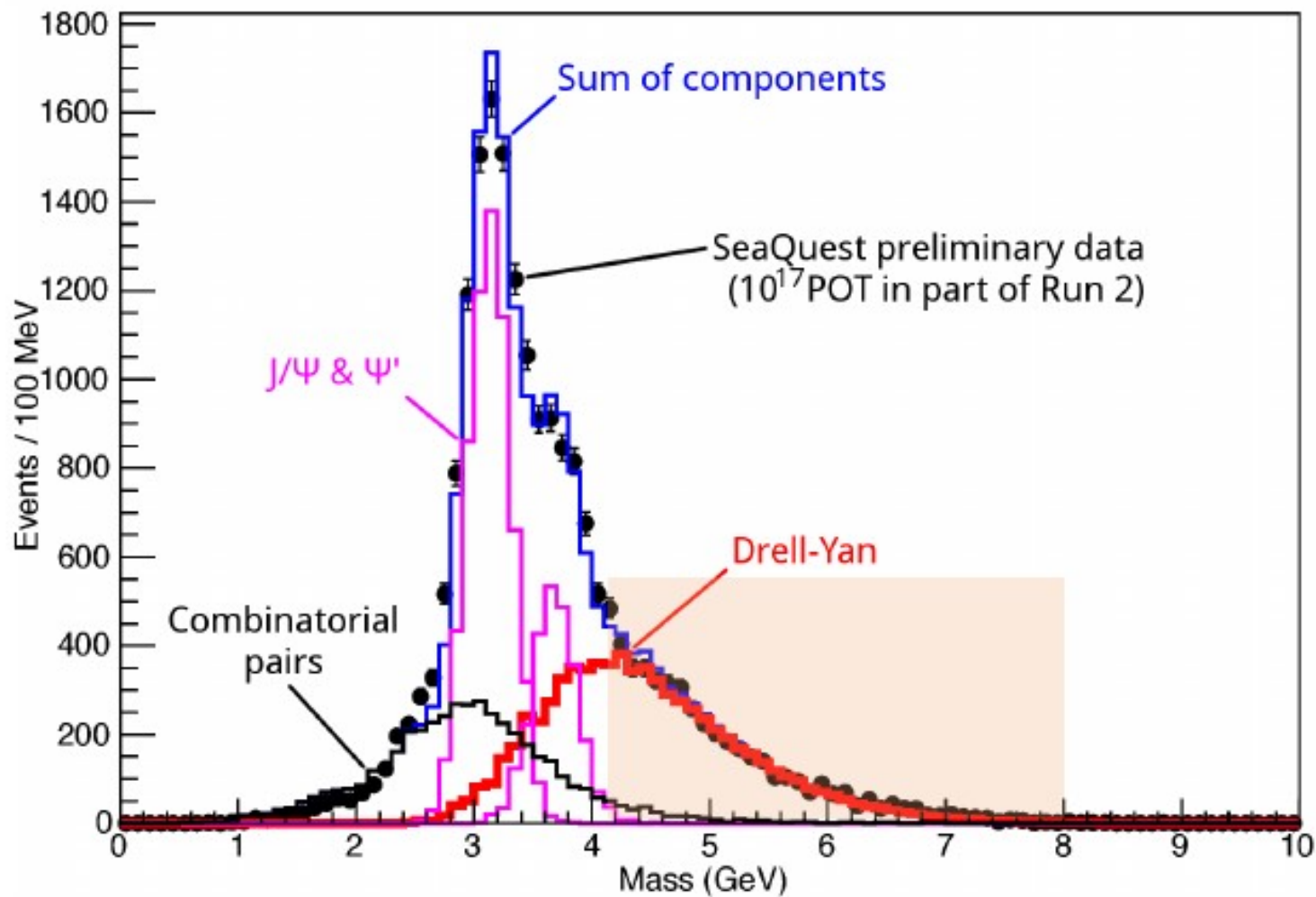
# E906 Unpolarized Physics Program

- **Thin targets: ~10% interaction length**
  - Liquid H/D
  - Solid C, Fe, W
- **Physics**
  - Sea quark flavor asymmetry,  $\bar{d}/\bar{u}$
  - Quark energy loss in p+A collisions,  $dE/dx$
  - TMD and more ...
- **Experimental runs – 6 years**
  - 2012 – commissioning
  - 2017 – completed



# Preliminary Look from SeaQuest

## Dimuon Mass from SeaQuest/E906



# SeaQuest Status (E906)

Main Injector beam in a slow spill—  
difficult to obtain good duty factor

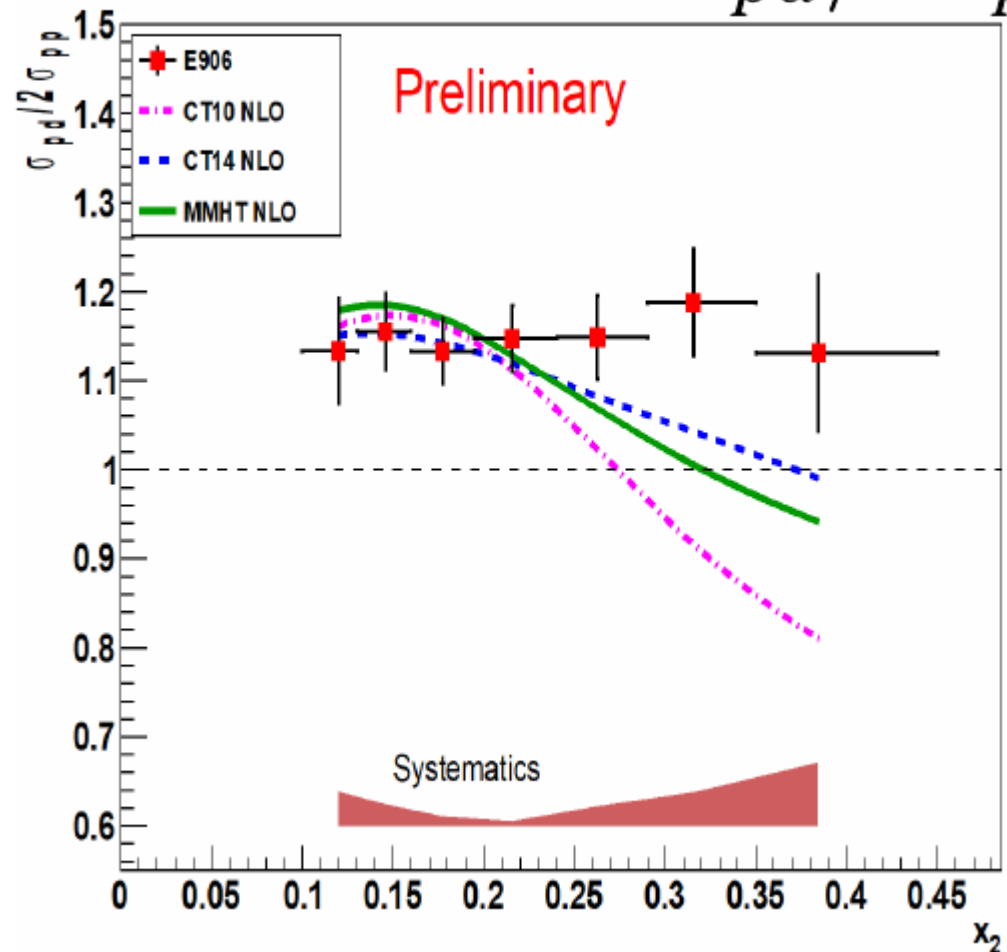
- $1.4 \times 10^{18}$  of the  $5.3 \times 10^{18}$  approved “live protons”
- $1.7 \times 10^{18}$  of the  $7 \times 10^{18}$  protons with good duty factor

$3.5 \times 10^{17}$  live protons  
 $\frac{1}{4}$  of recorded protons

Caveats:

- Rate dependence correction has a kinematic dependence
- Leading order extraction
  - NLO code tested
- Correct method -> global fit
- Large  $x_{\text{beam}}$  dbar/ubar
- ...

**E906/SeaQuest:**  $\sigma_{pd}/2\sigma_{pp}$

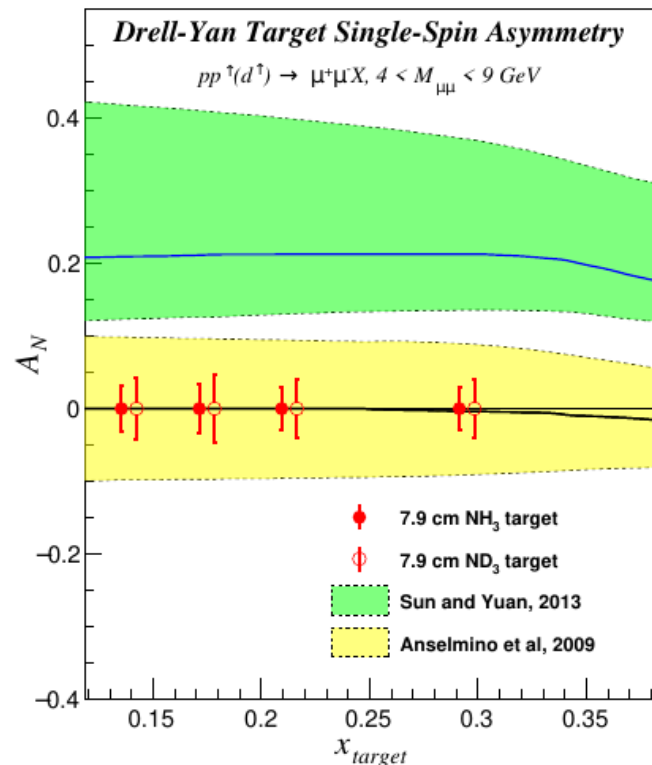


# SpinQuest Projections

## Projected Drell-Yan Transverse Single Spin Asymmetry

$$A_N^{DY} \propto \frac{u(x_b) \cdot f_{1T}^{\perp, \bar{u}}(x_t)}{u(x_b) \cdot \bar{u}(x_t)}$$

$$\delta A = \frac{1}{f} \frac{1}{P} \frac{1}{\sqrt{N^+ + N^-}}$$



$x_2$ bin	$\langle x_2 \rangle$	NH <sub>3</sub> ( $p^\uparrow$ )		ND <sub>3</sub> ( $d^\uparrow$ )		$n^\uparrow$ $\Delta A(\%)$
		$N$	$\Delta A(\%)$	$N$	$\Delta A(\%)$	
0.10 - 0.16	0.139	$5.0 \times 10^4$	3.2	$5.8 \times 10^4$	4.3	5.4
0.16 - 0.19	0.175	$4.5 \times 10^4$	3.3	$5.2 \times 10^4$	4.6	5.7
0.19 - 0.24	0.213	$5.7 \times 10^4$	2.9	$6.6 \times 10^4$	4.1	5.0
0.24 - 0.60	0.295	$5.5 \times 10^4$	3.0	$6.4 \times 10^4$	4.1	5.1

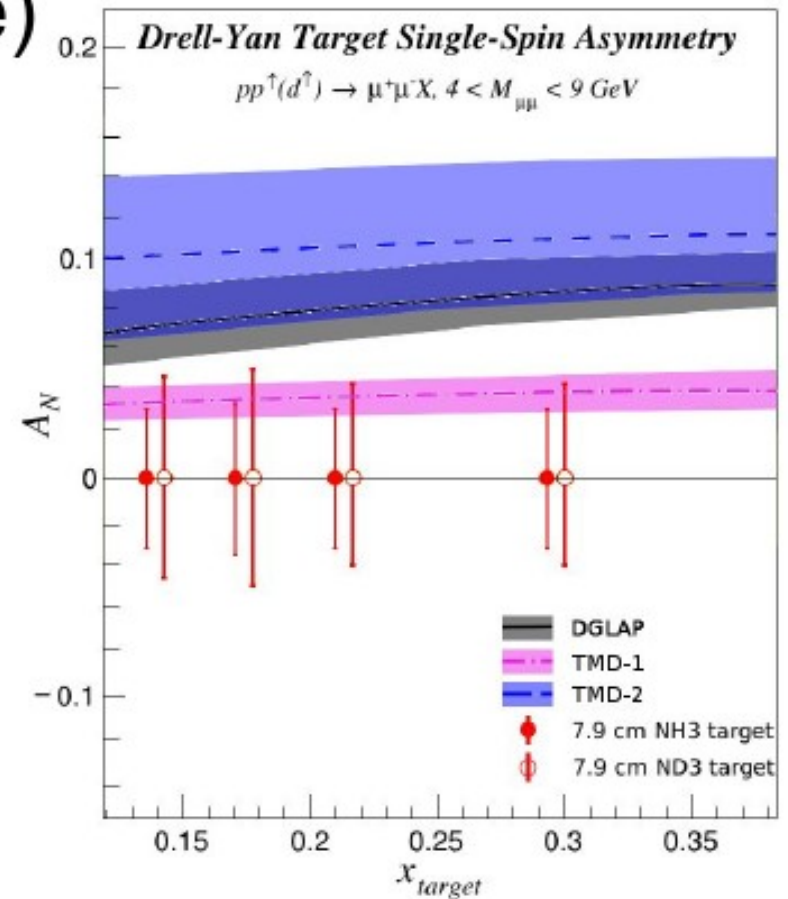
$$f = \frac{N_D \sigma_{D,H}}{N_N \sigma_N + N_D \sigma_D + \Sigma N_A \sigma_A}$$

Others: Nitrogen, Helium, Target cell, Aluminum, Thin beam window, NMR coil, ...

# Projections of Systematics

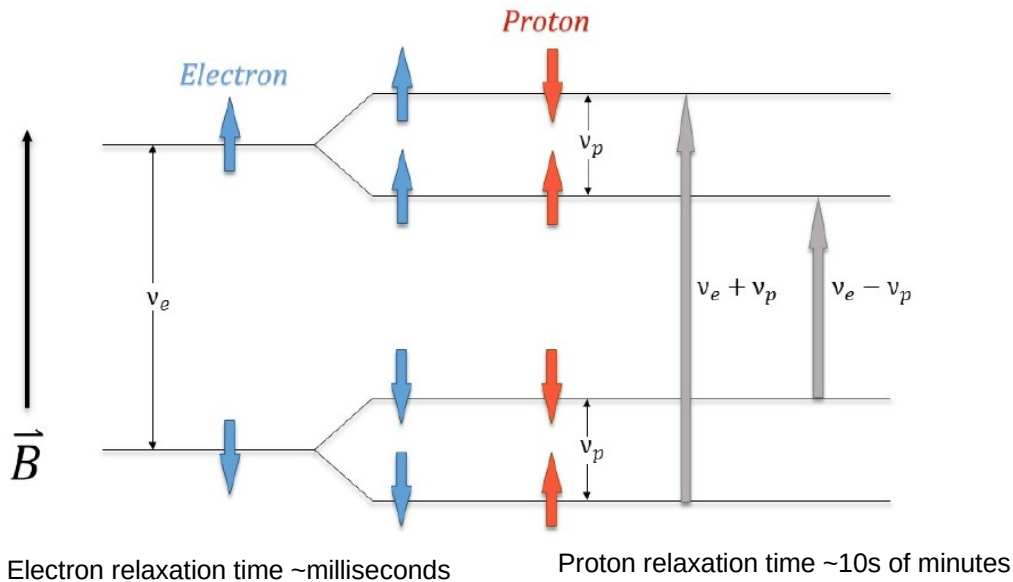
## Error estimates (non-exhaustive)

- Statistical: 3%-5% absolute error
  - Dependent on polarization, dilution, events
  - Dependent on run time
- Systematic: Mostly relative error, some absolute. Numbers listed hopeful upper bounds
  - Target: ~6/7% (P/D)
    - Dilution: 3%
    - Packing Fraction: 2%
    - Density: 1%
    - Polarization: 2.5%/4.5% (P/D)
    - Polarization Homogeneity: 2%
    - Uneven Decay: 3%
    - Alignment: small absolute possible
  - Beam: 2.5%
    - Relative Luminosity: 1%
    - Drifts: 2% (Absolute possible)
    - Scraping: 1%
  - Detector: 1% (Some relative, Absolute possible)



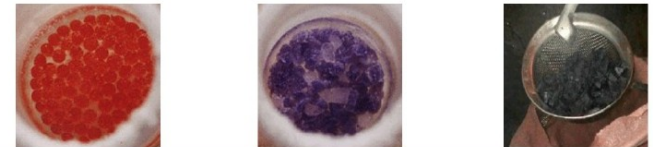
DGLAP: M. Anselmino et al arXiv:1612.06413  
 TMD-1: M. G. Echevarria et al arXiv:1401.5078  
 TMD-2: P. Sun and F. Yuan arXiv:1308.5003

# Dynamic Nuclear Polarization



Successful material for DNP characterized by three measures:

1. Maximum polarization
2. Dilution factor
3. Resistance to ionizing radiation

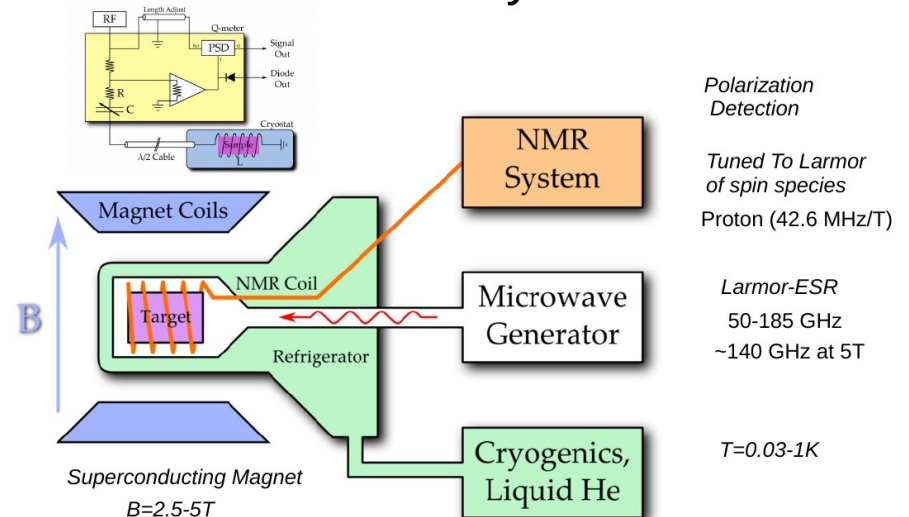


Material	Butanol	Ammonia, NH <sub>3</sub>	Lithium Hydride, <sup>7</sup> LiH
Dopant	Chemical	Irradiation	Irradiation
Dil. Factor (%)	13.5	17.6	25.0
Polarization (%)	90-95	90-95	90
Material	D-Butanol	D-Ammonia, ND <sub>3</sub>	Lithium Deuteride, <sup>6</sup> LiH
Dil. Factor (%)	23.8	30.0	50.0
Polarization (%)	40	50	55
Rad. Resistance	moderate	high	very high
Comments	Easy to produce and handle	Works well at 5T/1K	Slow polarization, but long T <sub>1</sub>

- Dynamic Nuclear Polarization
  - Dope target material with paramagnetic centers: chemical or irradiation doping to just the right density (10<sup>19</sup> spins/cm<sup>3</sup>)
  - Polarize the centers: Just stick it in a magnetic field
  - Use microwaves to transfer this polarization to nuclei: mutual electron-proton spin flips re-arrange the nuclear Zeeman populations to favor one spin state over the other
- Optimize so that DNP is performed at B/T conditions where electron t<sub>1</sub> is short (ms) and nuclear t<sub>1</sub> is long (minutes or hours)

$$P_{TE} = \frac{e^{\frac{\mu B}{kT}} - e^{-\frac{\mu B}{kT}}}{e^{\frac{\mu B}{kT}} + e^{-\frac{\mu B}{kT}}} = \tanh\left(\frac{\mu B}{kT}\right)$$

## General System





# Polarized Target

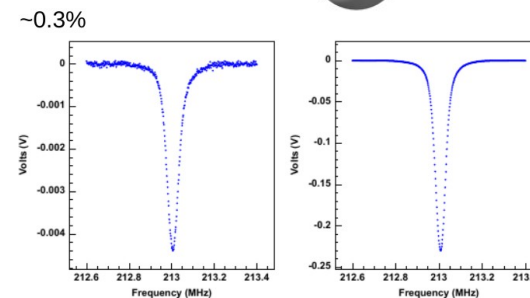
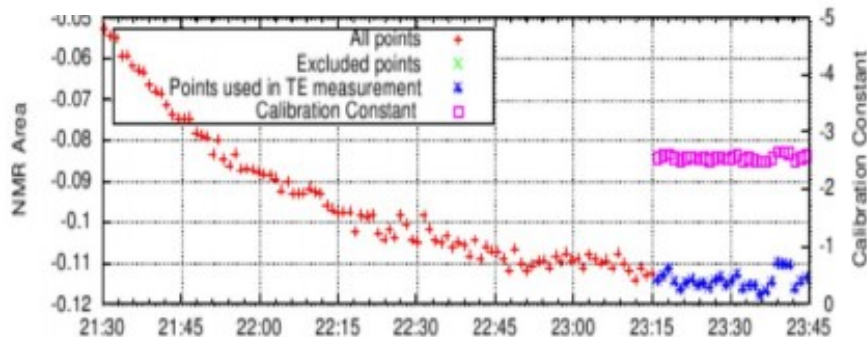
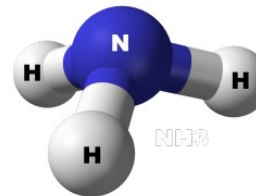
Material	Dens. (g/cm <sup>3</sup> )	Length (cm)	Interaction Length (cm)	Dilution Factor	Packing Fraction	$\langle P_z \rangle$
NH <sub>3</sub>	0.867	7.9	91.7	0.176	0.6	80%
ND <sub>3</sub>	1.007	7.9	82.9	0.3	0.6	32%

- 3 probes over length of target.
- NMR expected to have 2-3% error for proton 4-5% for deuteron. Deuteron signal order of magnitude smaller.
- If coils moved outside cup, possible increase in uncertainty for deuteron.
- Need time to thermalize. Need 3x1 (relaxation rate, ~10 min for proton, 1 hour for deuteron). 2-3x more error if rushed.
- Built-in error for neutron polarization from deuteron.

$$\Delta A_N = \frac{1}{f} \frac{1}{P} \frac{1}{\sqrt{N}}$$

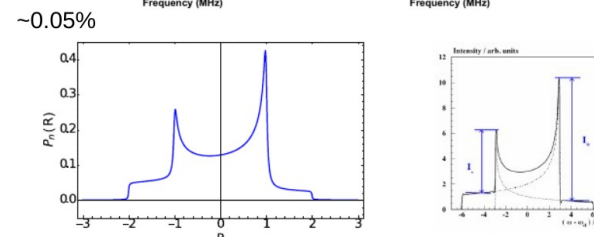
$$f \equiv \frac{N_{p,polarizable}}{N_p + N_n} = \frac{p \times 3}{p \times (7 + 3) + n \times 7} = \frac{3}{17}$$

$$f \equiv \frac{N_{p,polarizable} \sigma_{\pi p}^{DY}}{N_p \sigma_{\pi p}^{DY} + N_n \sigma_{\pi n}^{DY}}$$



Proton

$$P_{TE} = \tanh\left(\frac{\mu B}{kT}\right)$$



Deuteron

$$P_{TE} = \frac{4 + \tanh\left(\frac{\mu B}{2kT}\right)}{3 + \tanh^2\left(\frac{\mu B}{2kT}\right)}$$

$$P_z = \frac{R^2 - 1}{R^2 + R + 1}$$

Neutron

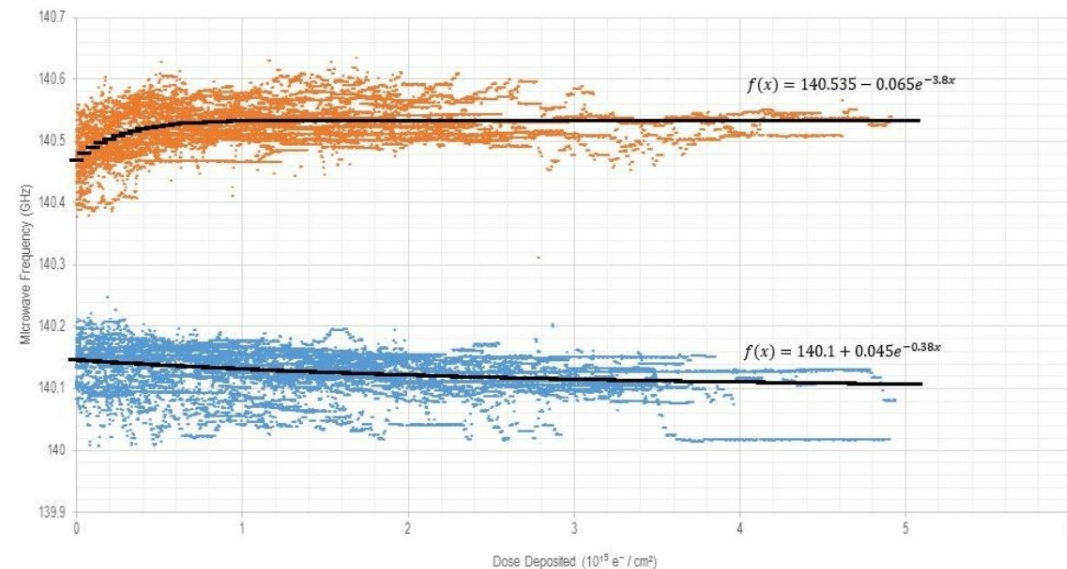
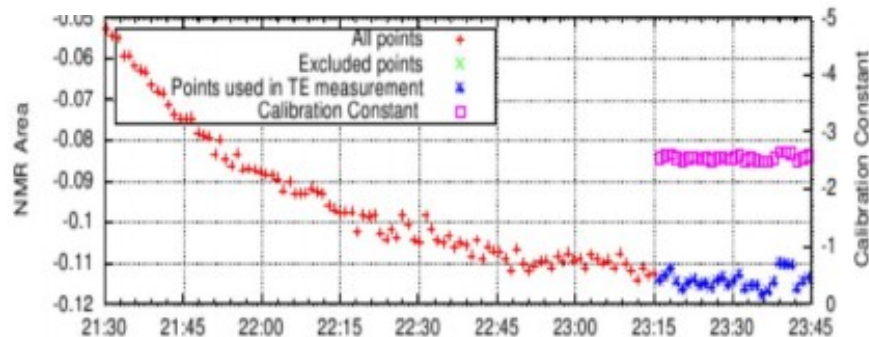
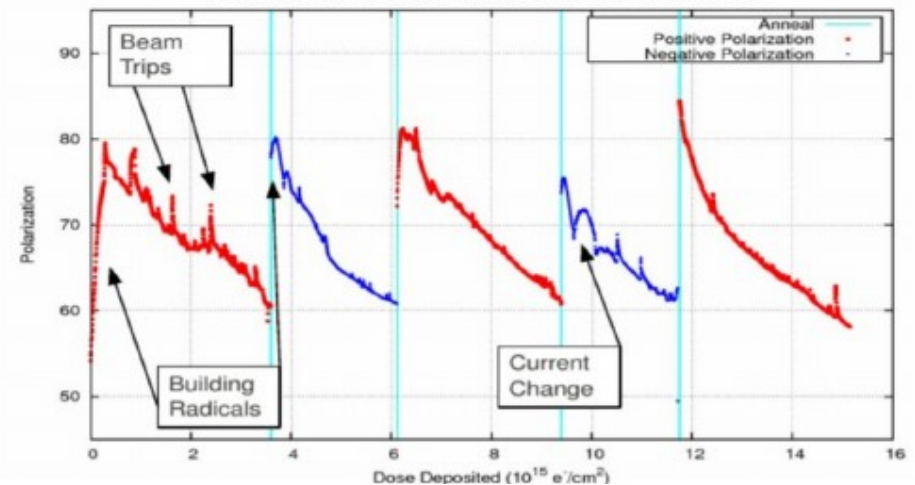
$$P_n = (1 - 1.5\alpha_D)P_d \approx 0.91P_d$$

# Polarized Target

Material	Dens. (g/cm <sup>3</sup> )	Length (cm)	Interaction Length (cm)	Dilution Factor	Packing Fraction	$\langle P_z \rangle$
NH <sub>3</sub>	0.867	7.9	91.7	0.176	0.6	80%
ND <sub>3</sub>	1.007	7.9	82.9	0.3	0.6	32%


- 3 probes over length of target.
- NMR expected to have 2-3% error for proton 4-5% for deuteron. Deuteron signal order of magnitude smaller.
- If coils moved outside cup, possible increase in uncertainty for deuteron.
- Need time to thermalize. Need 3x1 (relaxation rate, ~10 min for proton, 1 hour for deuteron). 2-3x more error if rushed.
- Built-in error for neutron polarization from deuteron.

Polarization vs Dose on Material Start Run 72986




# Firsts for Polarized Targets

UVA-LANL: Three completely new NMRs



UVA: Design

○ Insert



UVA: Tune System and Automation


○ NMR

○ Microwave

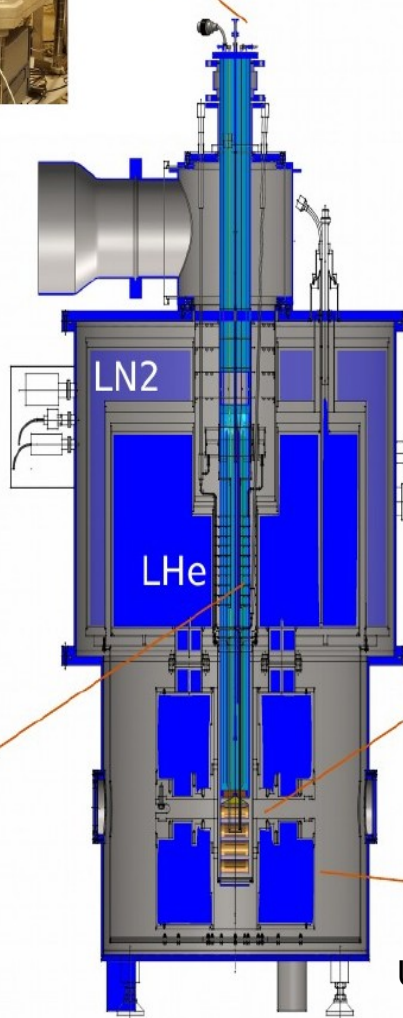


○ Target material

UVA: Target Insert with longest cell at 8 cm for 5T



○ Pumps



○ Magnet



UVA: Commissioning, Slow Controls, Quench Study, Beamline interface,...



14,000 providing the highest cooling power for 1K system


○ Fridge

UVA: Configure Fridge and Insert, Commission for Optimal running, setup with Actuator

# Polarized target on the Intensity Frontier

Highest Intensity proton beam on polarized target with  $4.4 \times 10^{12}$  over 4.4s spill

- 8 cm long target cell of solid:  
 $\text{NH}_3$  and  $\text{ND}_3$
- Several watts of cooling power:  
14,000  $\text{m}^3$ /hour pumping
- 5T vertically pointing SC magnet:  
Pushing critical temp each spill
- Luminosity of around  $2 \times 10^{35} \text{ cm}^{-2} \text{ s}^{-1}$




# Target Insert


Carbon fiber with copper heat sink

20X27 mm elliptical cells


long cell length microwave horn



- 3 NMR coils per cell
- 8 cm long target cell of solid:  $\text{NH}_3$  and  $\text{ND}_3$
- Standard Insert has 3 cells
- One centering cell
- Elliptically shaped to match profile

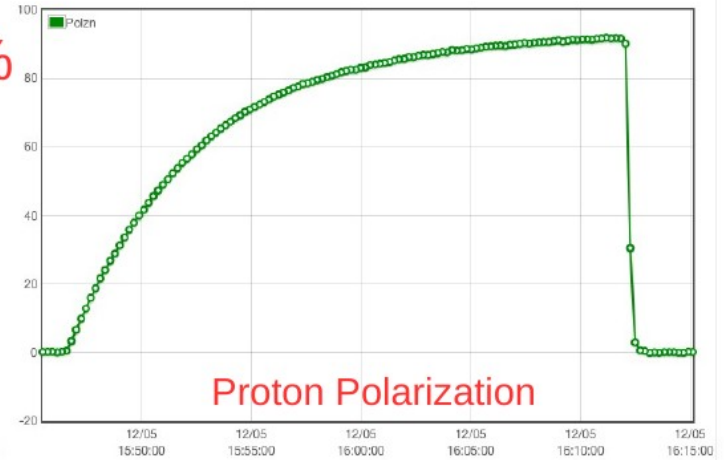


# Target Performance



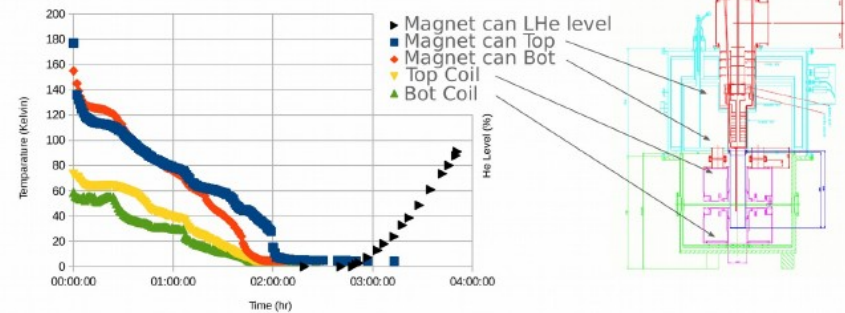
Insert in LN2

95%

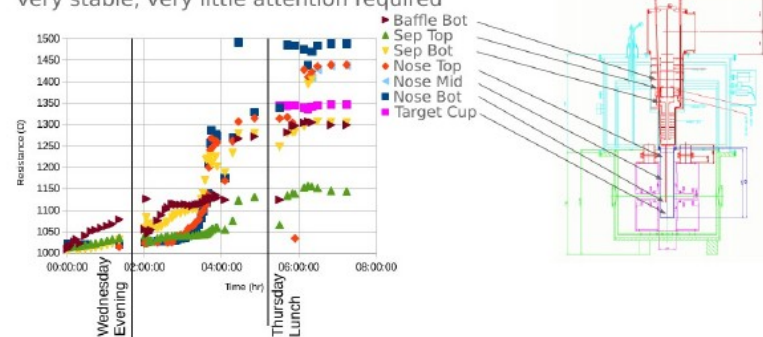


~2.5

~1 hr to to fill magnet can



~1hr to fill the nose after a night on standby  
very stable, very little attention required



# SpinQuest He-Liquefier

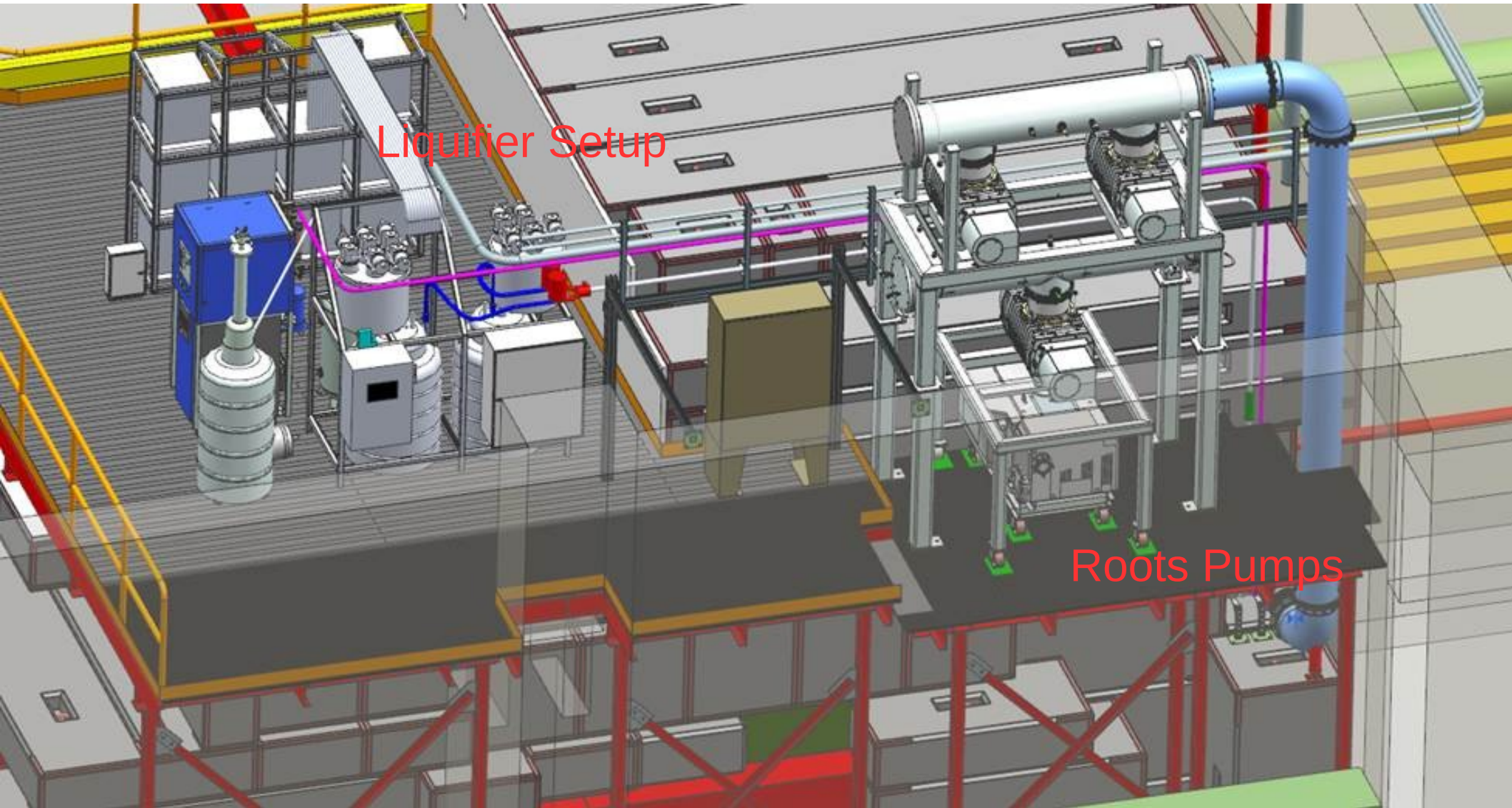


Modern He-Gas Recovery, Purification and Liquefier system

- Model QDHRR100 (2 units: 200 LPD)
- Turn-key/low maintenance system
- 135 LPD required at target for sustainable running
- **200 LPD need before transfer (fill over 60 min.)**
- LANL/UVA purchase for SpinQuest




# Cryo-platform

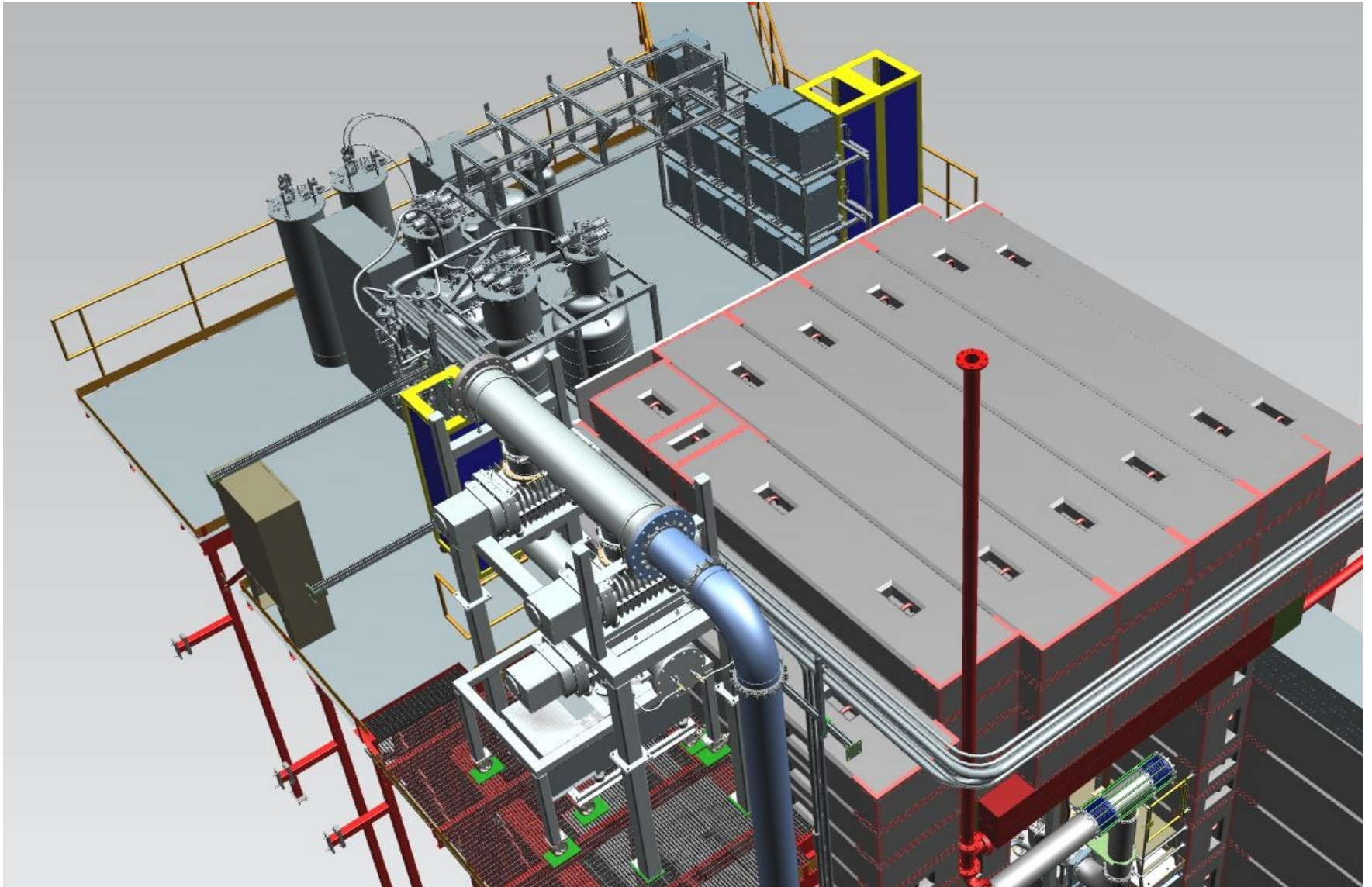


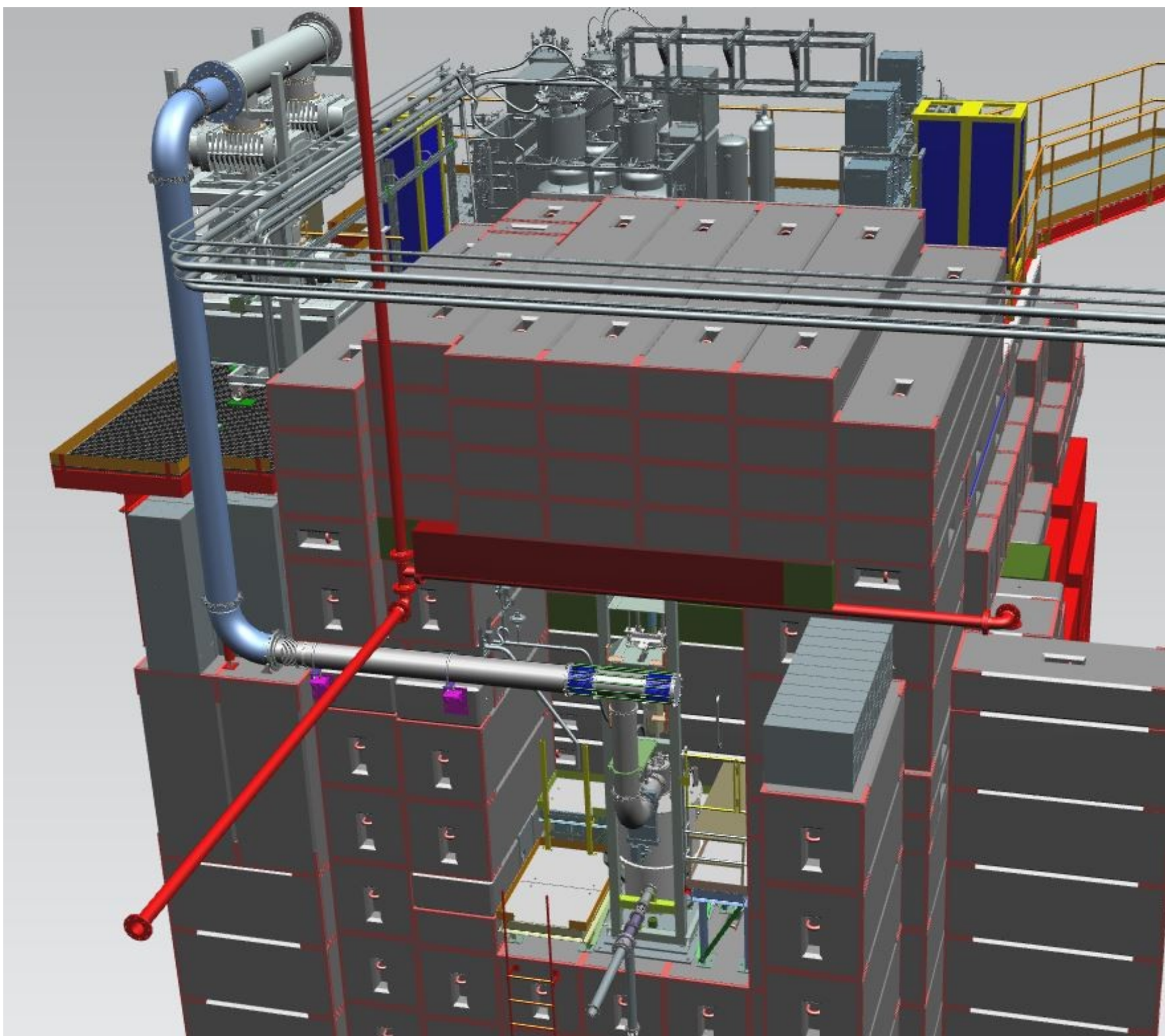


# Cave Setup in Fermilab NM4

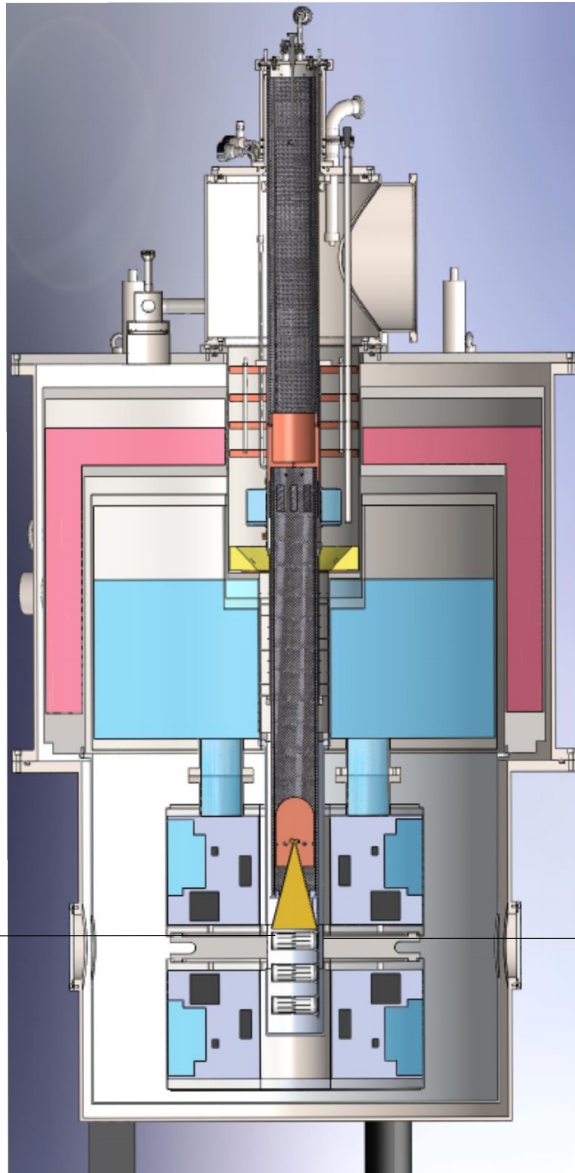


# Cryo-Platform

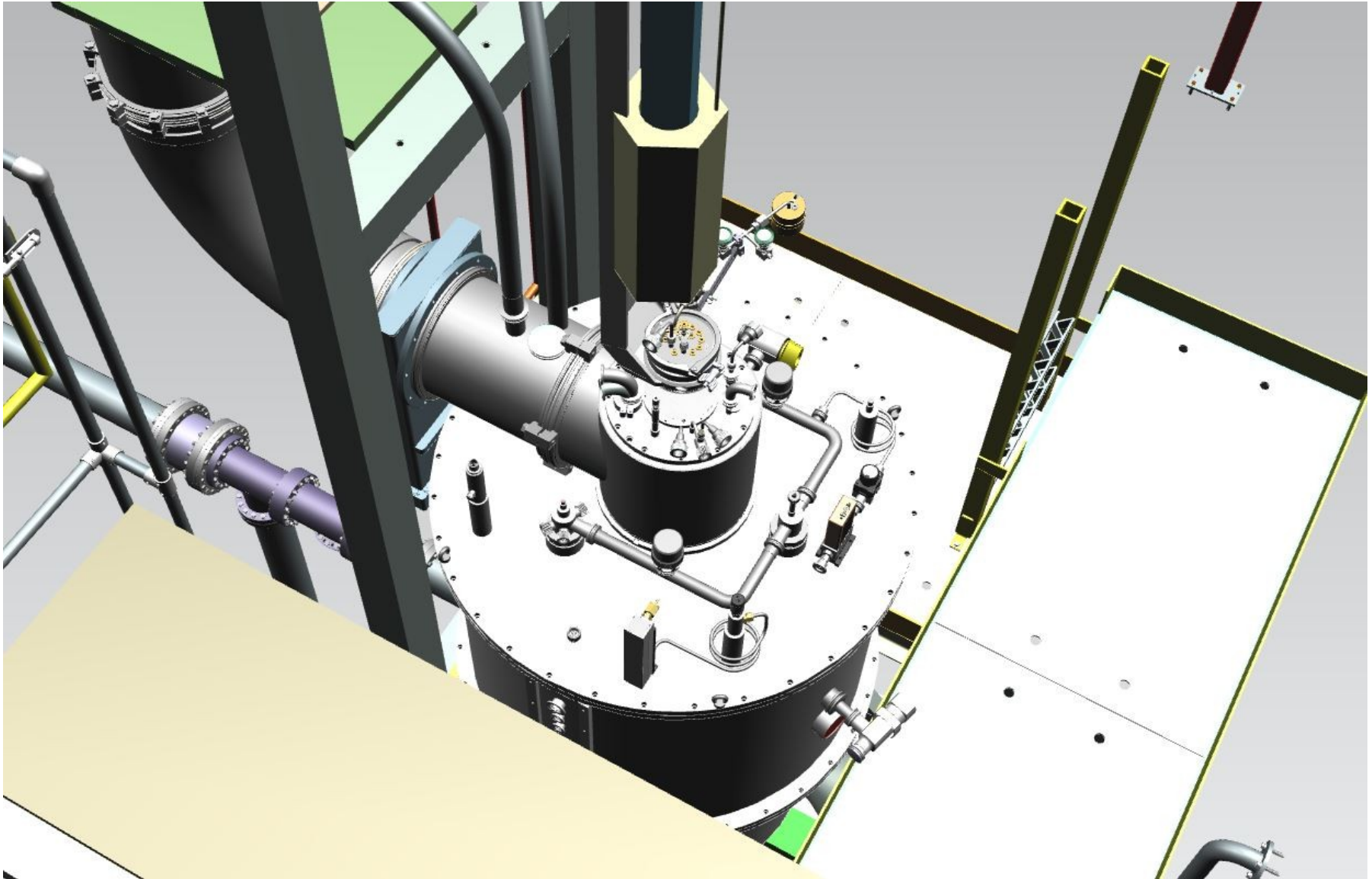




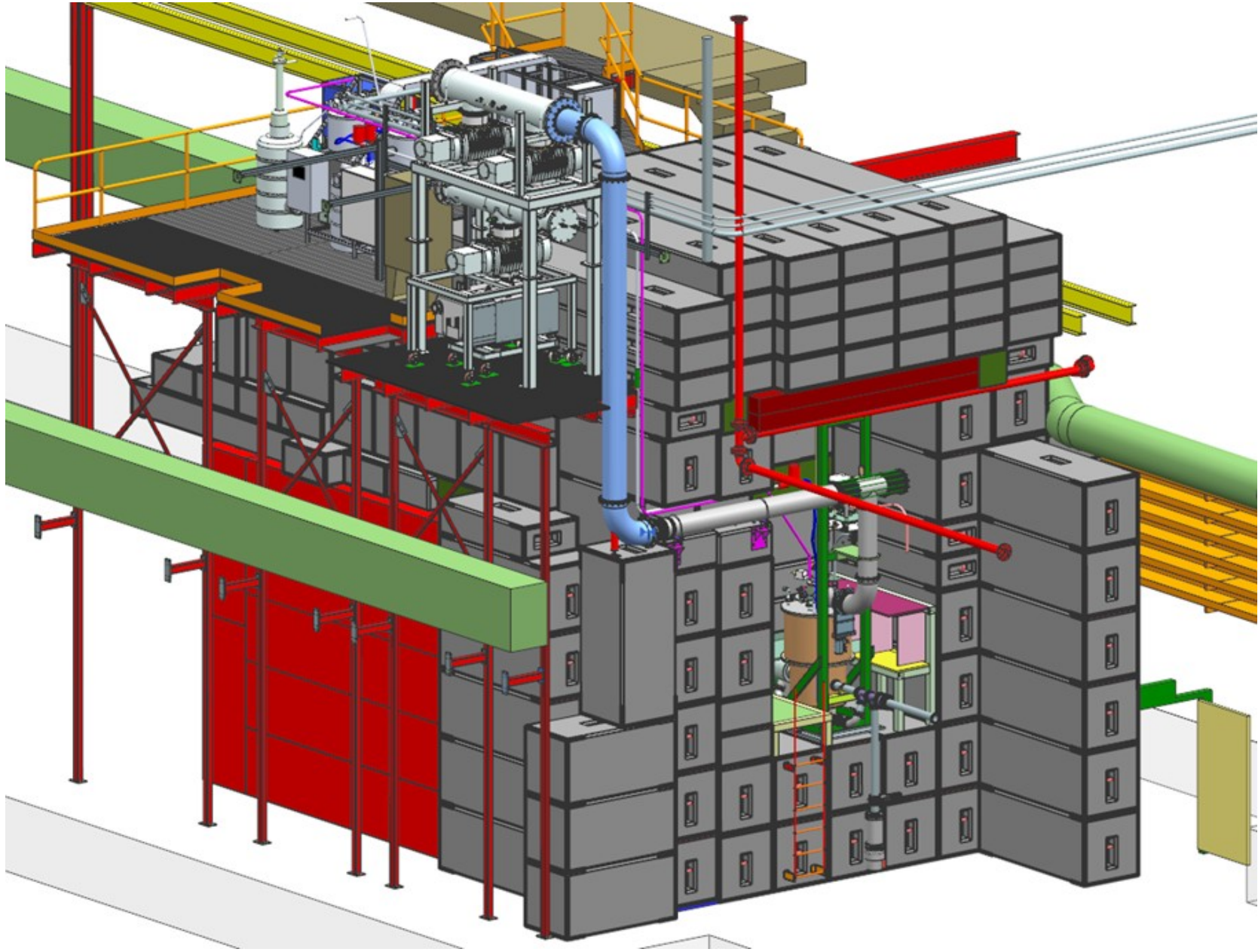
# Polarized target on the Intensity Frontier



# DNP Fridge Access



# Target Cave from Upstream



# Polarized Target Frontier

## SpinQuest

- Cycle Time: Every 55.6 seconds
- Spill Length: 4.4 seconds
- Beam Intensity:  $1.0 \times 10^{12}$  protons/sec

VS

BNL:

Energy	24 GeV
Cycle Time	3 seconds
Spill Length	1 second
Beam Intensity	$2 \times 10^{11}$ protons/pulse

Limiting Factors: - Fridge Cooling Power  
- Heat load to SC Magnet  
- Cycle Time

BNL :  $4.0 \times 10^{12}$  protons/min - 4 cm  
FNAL :  $5-4.4 \times 10^{12}$  protons/min - 8 cm

Highest Cooling Power DNP Evaporation System:

- Running at 20 SLPM have 1.4 W of cooling power
  - For 4.4 sec receive 0.4 W of heat load from protons
  - Continuous DNP microwave heat load 0.65 W
- Super conducting magnet critical temperature 7.5 K @ 5T
- Cycle gives time to cool

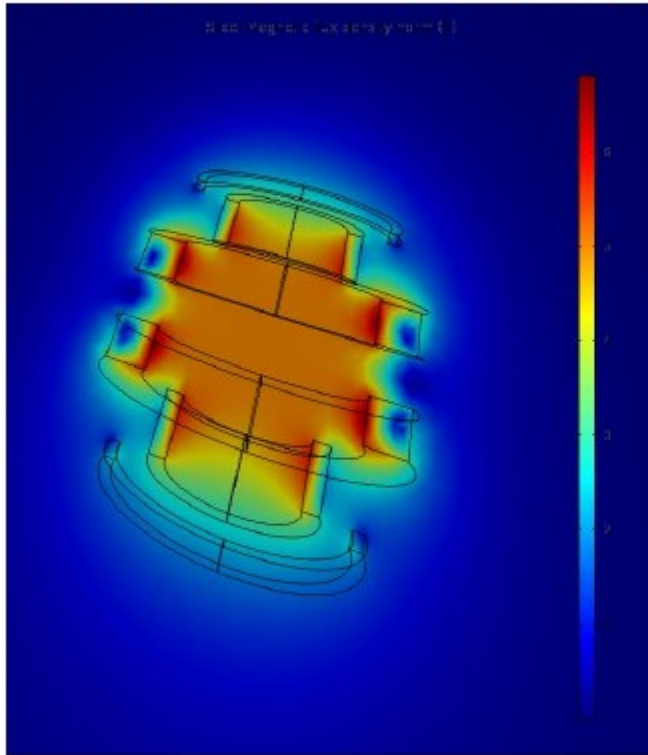
# Field Measurement and Map

Measure Homogeneity using  
NMR and Hall Probe

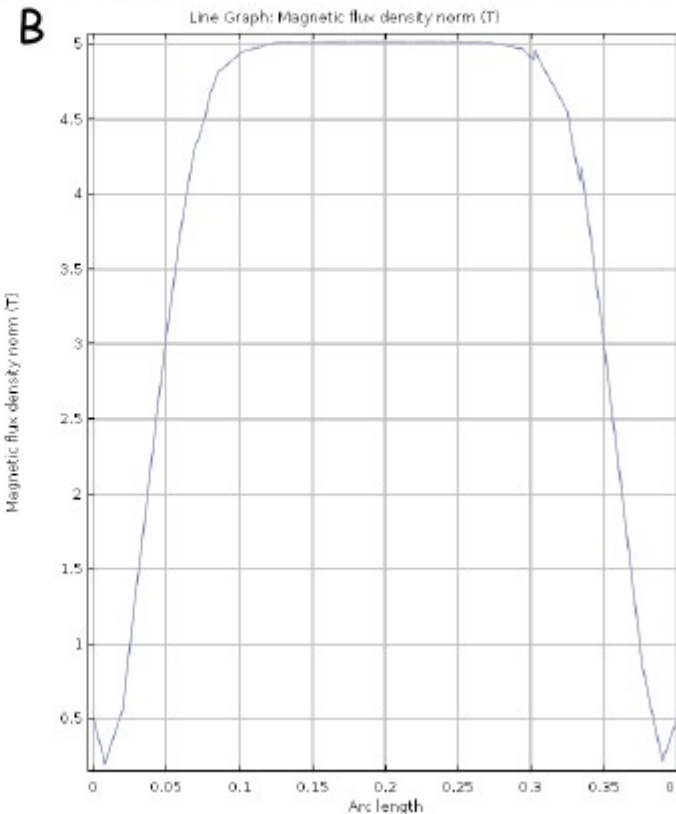
Measure outside fringe field  
and map to simulated field

Accurate Field Map 

We achieve a high level of homogeneity around the target area & along the beam line:



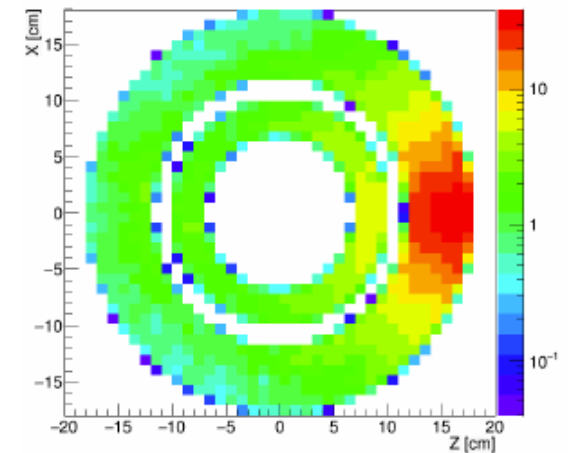
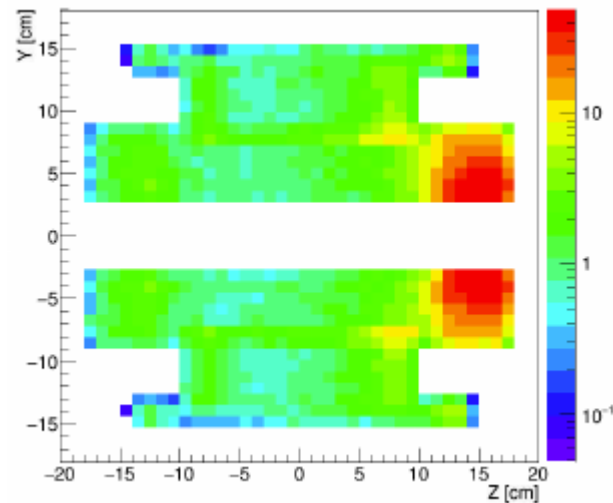
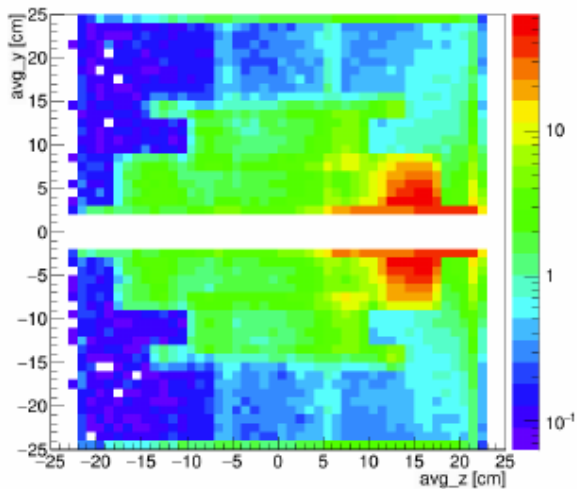

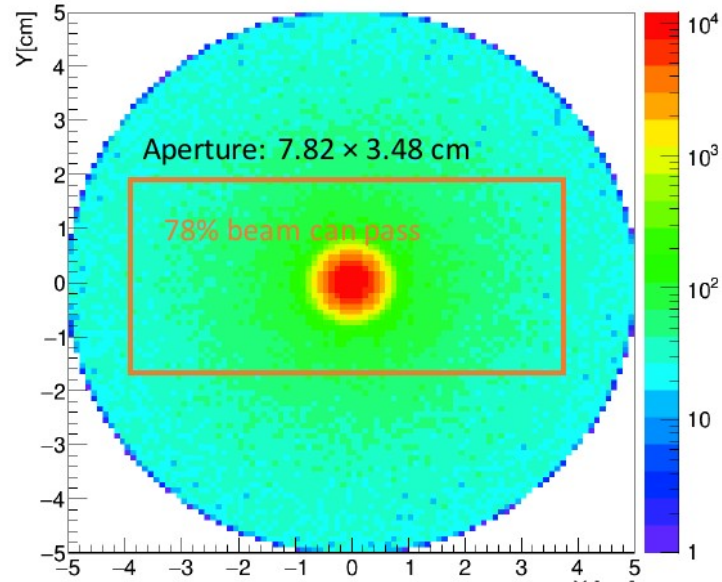
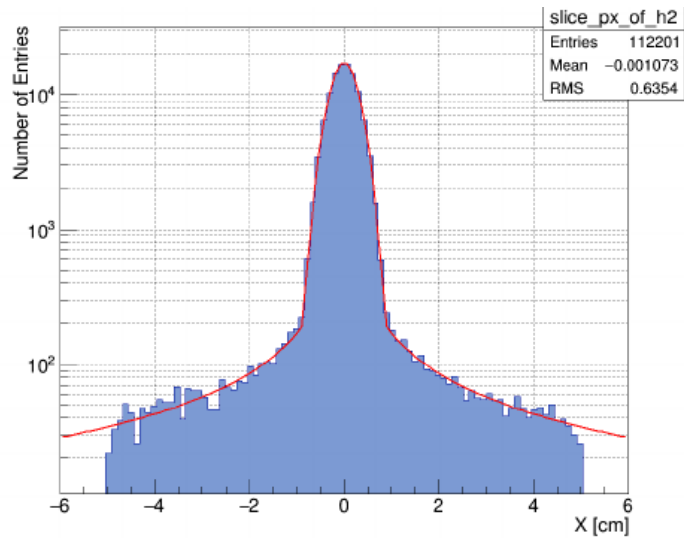
High level of homogeneity in the  
target area




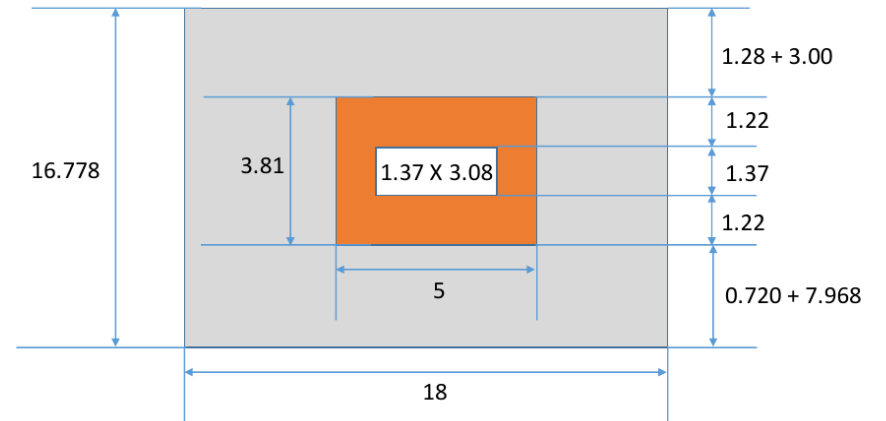
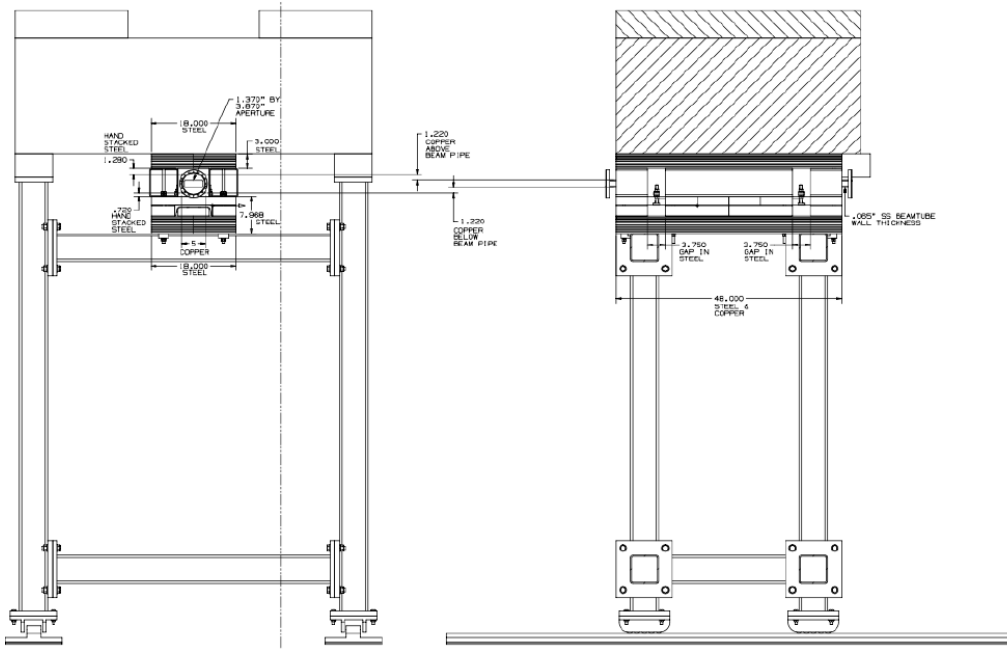
Z



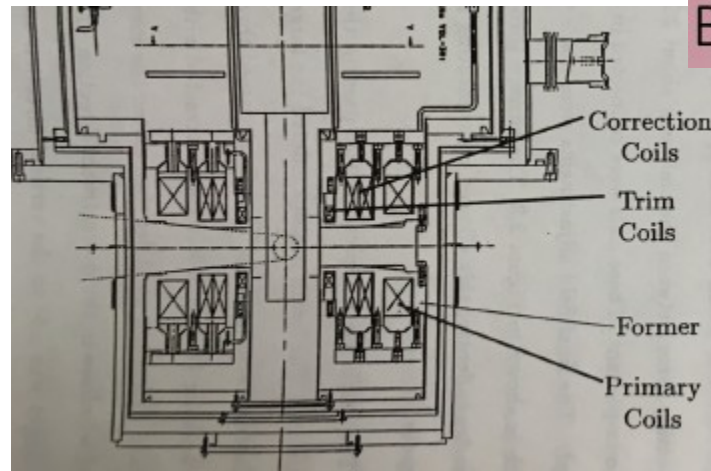
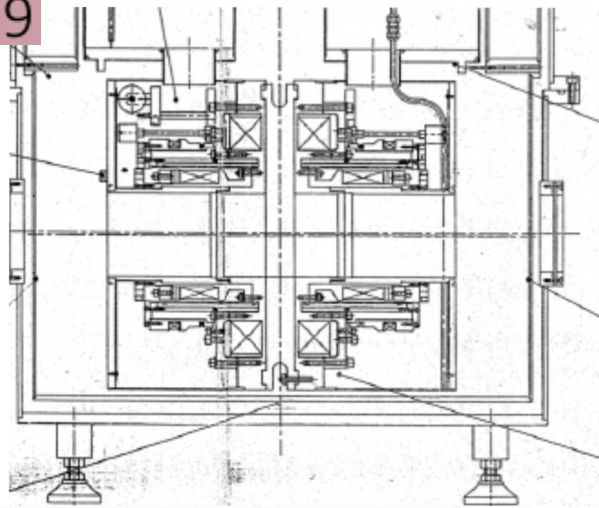
# Geant → COMSOL



# SpinQuest Beam Collimator



E1039

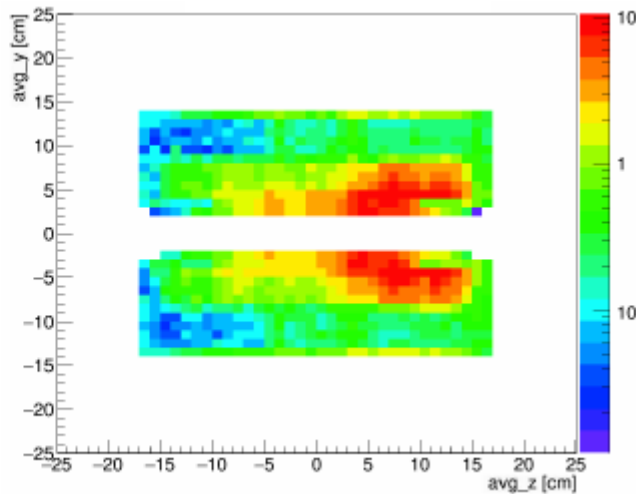
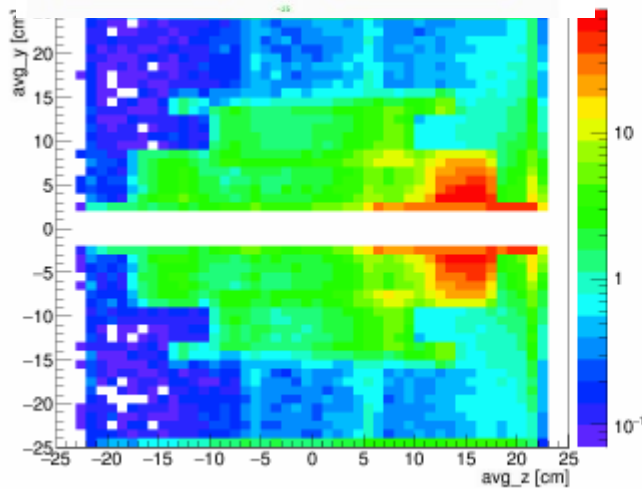
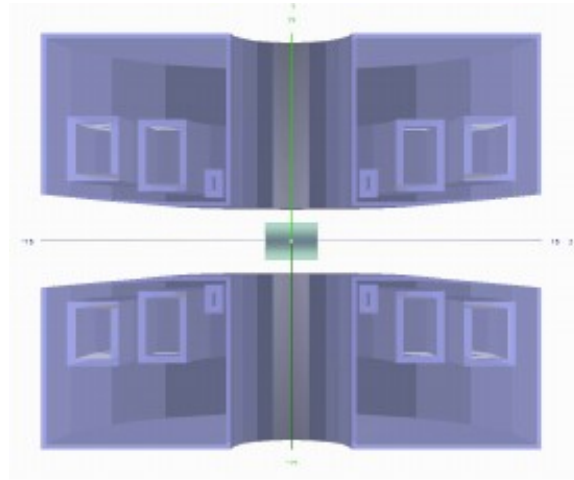
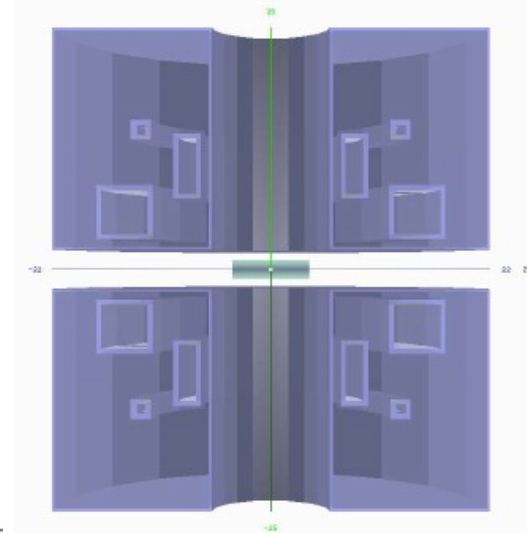


BNL target

Solidworks → Geat4

Based on drawings and measurements

Simulation contain  
SS former, LHe,  
vessels, target cell,  
target material

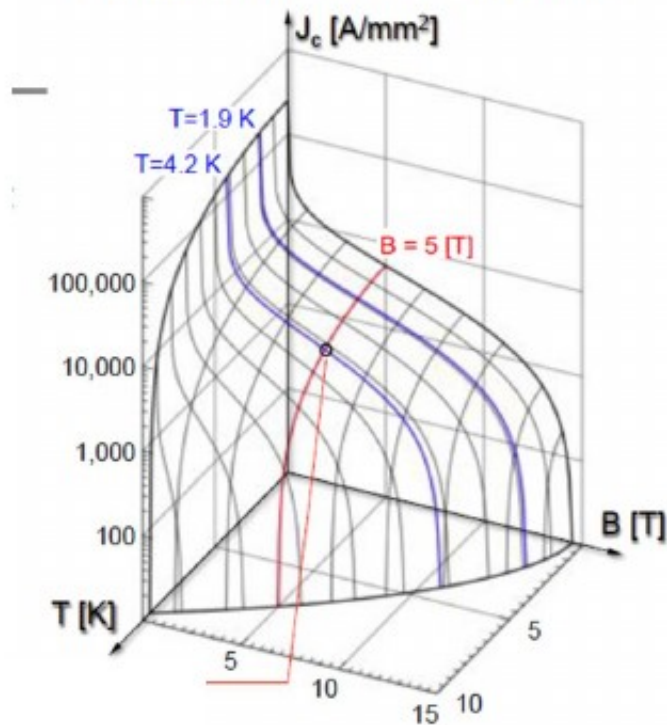


Then look at energy  
deposition in the  
SC coils

# Quench Threshold

## Introduction: Quench definition

Critical surface of a LHC NbTi wire



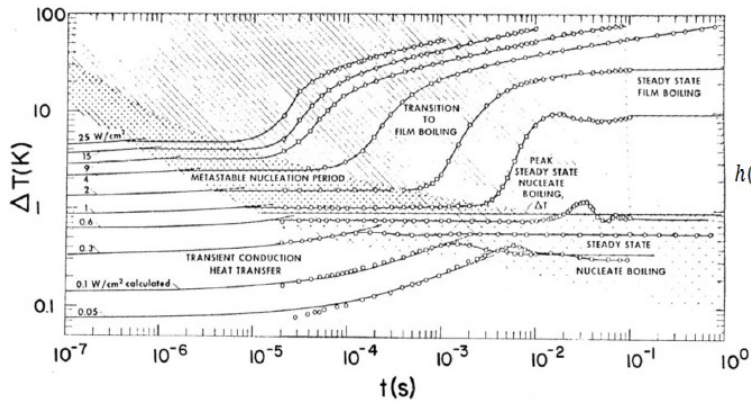
The critical surface is defined from the temperature ( $T$ ), magnetic field ( $B$ ), and the surface current ( $J$ )

Magnet quench if the  $T$ ,  $B$  or  $J$  lie outside the critical surface

For  $B = 5 \text{ T}$ , The maximum temperature that the magnet can hold is around 7.2 K

# Physics of the Quench

## Approximation Strategy

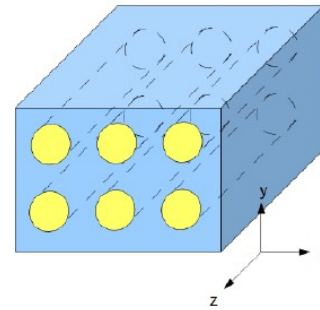


Various regimes of the heat transfer from solid to LHe

First, Steady state Film boiling regime is applied

$$h(T_s, T_{He}) = a_{FB-1}(T_s - T_{He})$$

Second, we consider the superconducting magnet as a composite material with the effective thermal parameter



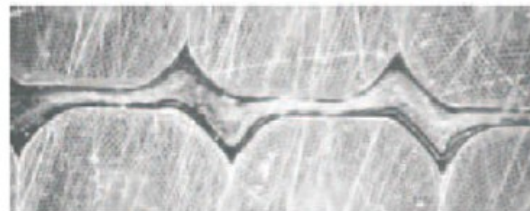
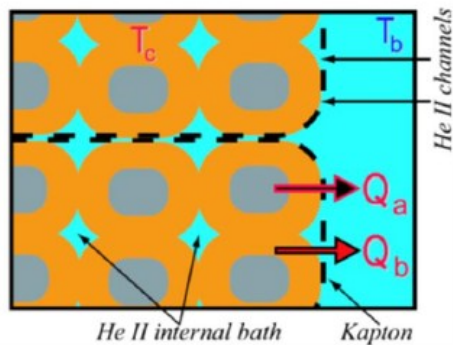
Rayleigh's model consist of parallel cylinders embedded in a continuous matrix

Rayleigh's formula

$$\frac{k_{eff}}{k_m} = 1 + \frac{3\phi}{\left(\frac{k_1 - 2k_m}{k_1 - k_m}\right) - \phi + 1.569 \left(\frac{k_1 - k_m}{3k_1 - 4k_m}\right) \phi^{10} + \dots}$$

Third, we parameterize some of the unknown properties by the effective surfaces that are in direct contact with the LHe:

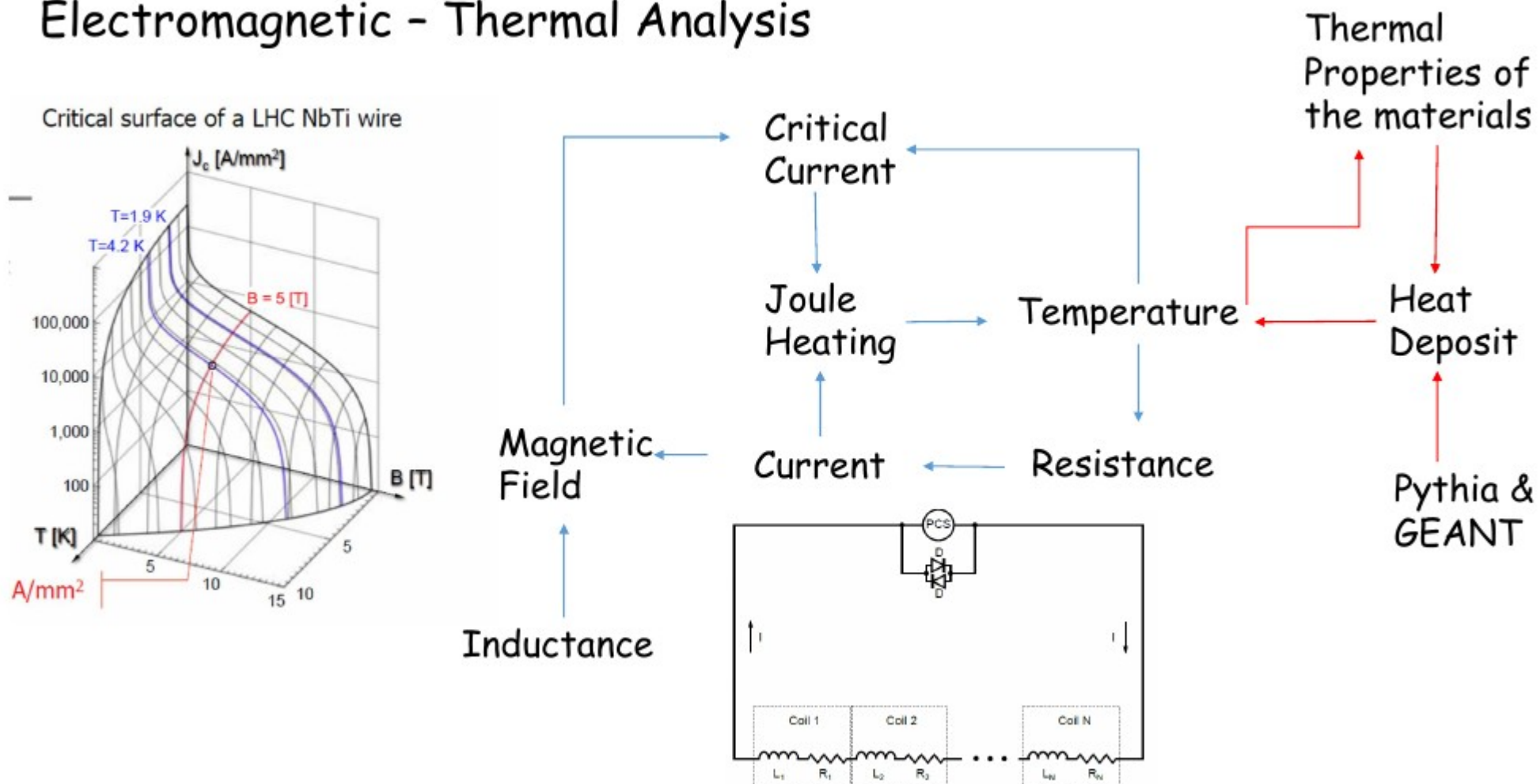
- Perimeter of the He void
- Insulation
- Former



Microscopic view of the cable

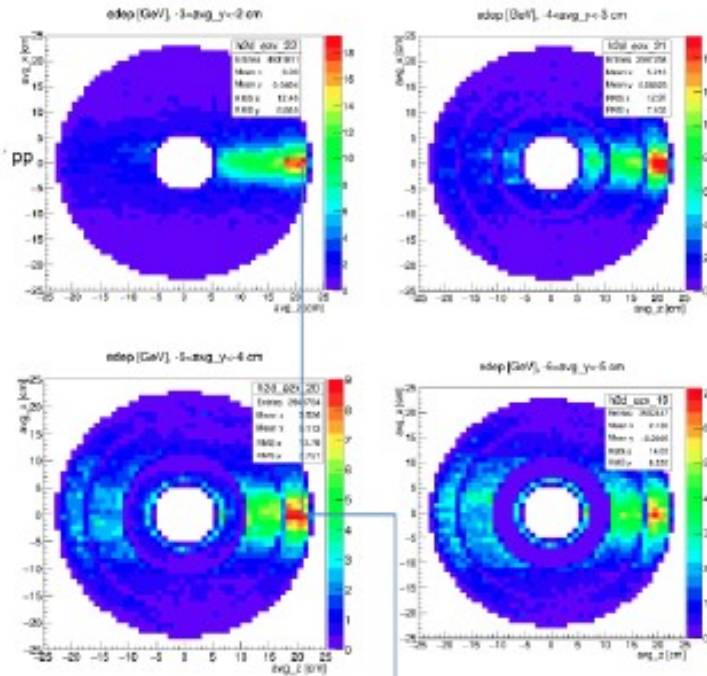
# SpinQuest Target Magnet Analysis

## Electromagnetic - Thermal Analysis



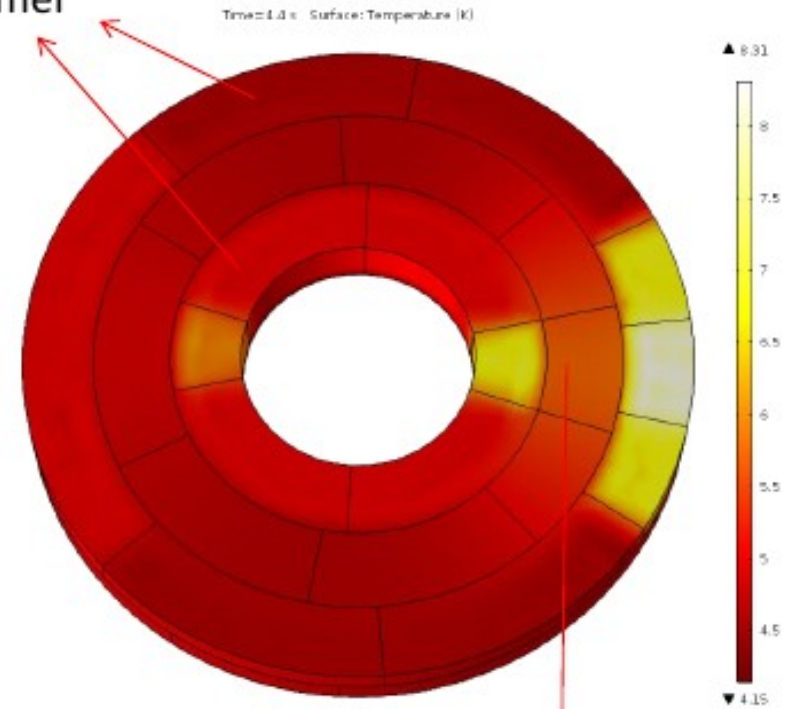
# Determine Heat load

What we have currently



Maximum hot spot  
around 18000 W/m<sup>3</sup>

Former



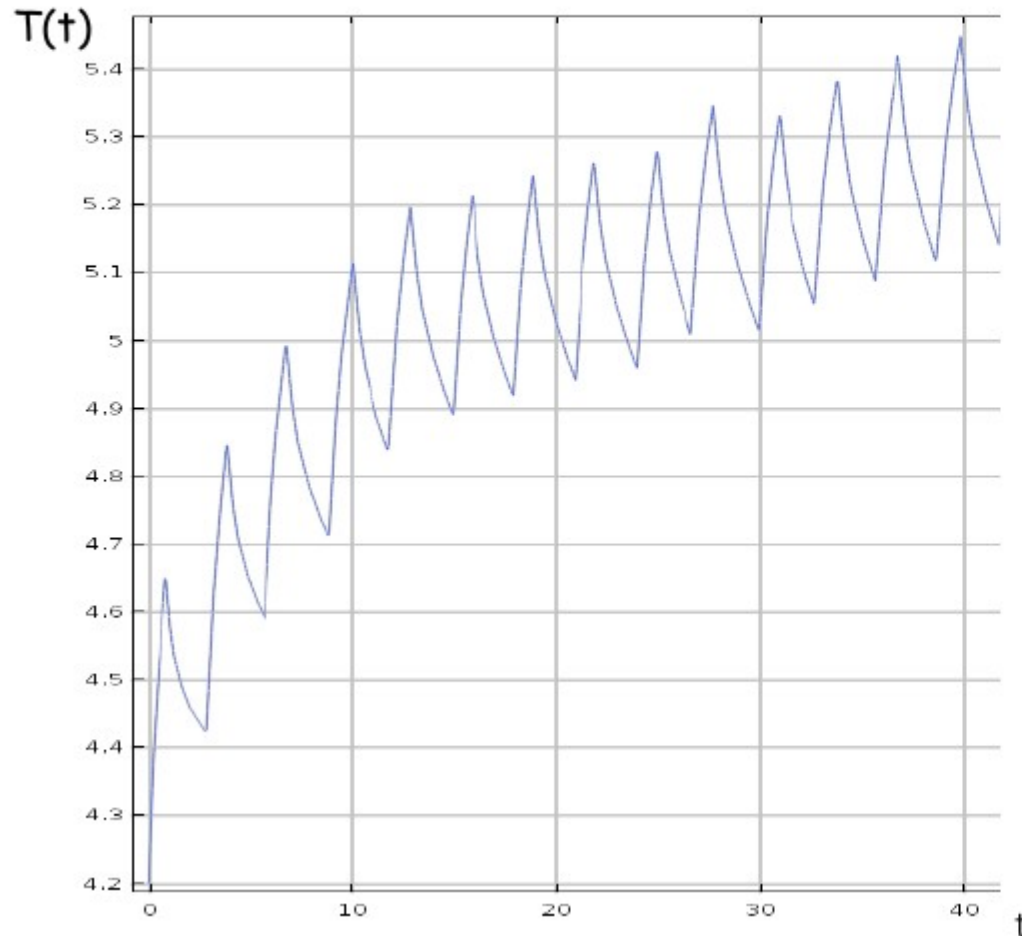
Simulation result

Maximum temperature of  
coil around 5.7 K

# Historical Test

## Results on BNL experiment

The maximum temperature of the coil as a function of time



Maximum Temperature profile  $T_{max}(t)$  for BNL:

- 24 GeV proton
- $2e11$  proton/s
- Teflon Target

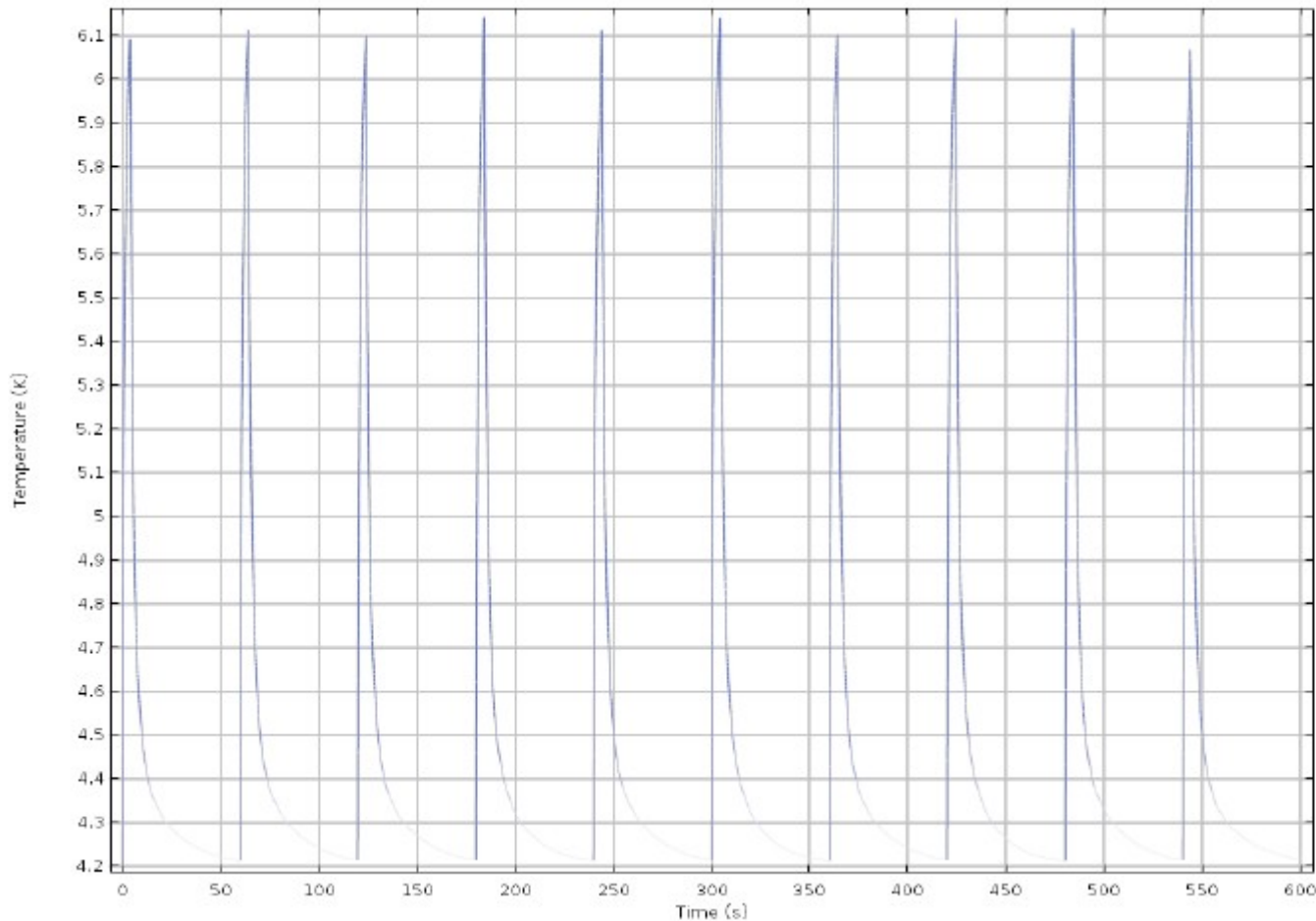
Notes:

- The BNL magnet was quenched in this setup (Teflon target &  $2e11$  proton/s)
- The simulation results "indicate" quench -> The heat is accumulated over time
- There is an issue about numerical convergence issue for longer run that need to be fixed -> require extremely fine Mesh and time step



# SpinQuest Target Magnet

The maximum temperature of the coil as a function of time



Maximum Temperature profile  $T_{max}(t)$  for E1039:

- 120 GeV proton
- $1e12$  proton/s
- NH3 Target

Conclusion: It is safe to run at  $1e12$  proton/s but I recommend this intensity to be considered as the upper limit

# Prep for Quench Commissioning

## Before Commissioning run

- Fix the numerical convergence issue
- Overleaf documentation (collaborative LaTeX editor)
- Fine tuning geometry
- Systematic study
- Install 8 temperature sensor (Carlos)
- Create Temperature prediction for those sensors as a function of beam intensity

## During Commissioning run

- Compare the simulation prediction vs experiment



# Prep for Quench Commissioning



Type-T Thermocouples Cu-CuNi

# Insider Schedule

## Near Term Goals

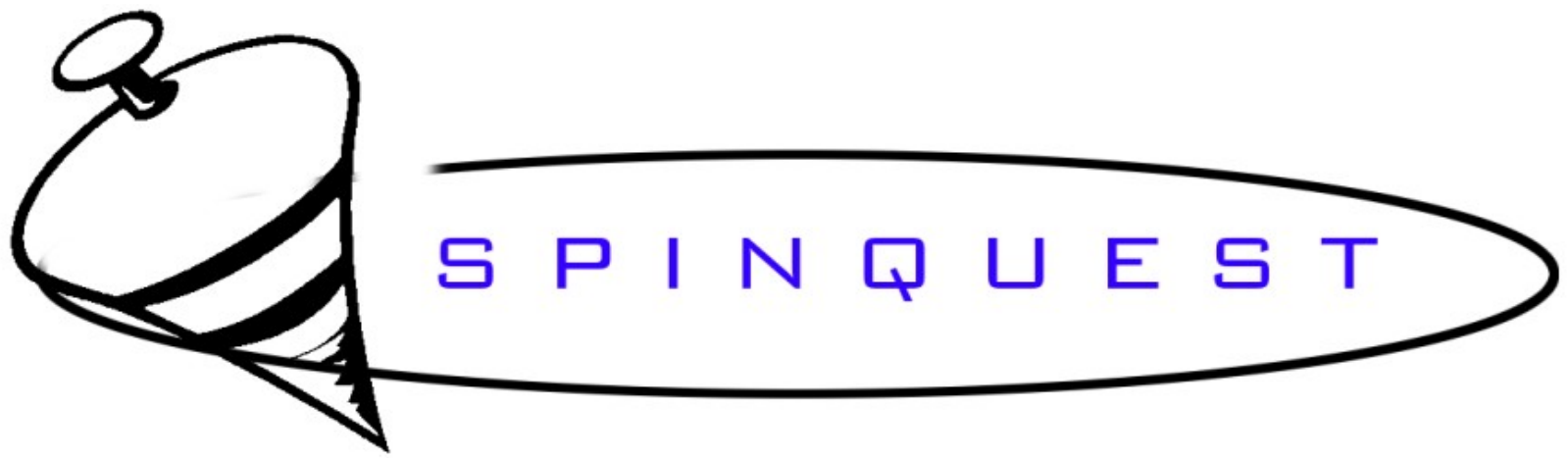
- Some spectrometer commissioning with cosmic rays
- Trigger configuration testing
- Long term counters/chambers
- Coarse alignment of spectrometer (reconstructed cosmic tracks)

## Hall schedule:

- Complete electrical installation for cryo platform: 9/20
  - Initial Target Magnet Survey: 9/12
  - Install cryo platform decking: 9/23
  - Install target in cave: maybe require Inspector (Safety Review)
- 
- ➔ Need to be running in control room for overnight runs
  - ➔ Running Event Display
  - ➔ Online detector monitoring
  - ➔ Slow controls (detector voltages/currents, environmental monitoring)
  - ➔ Target vacuum plumbing


## Accelerator Operations:

- ➔ Accelerator shutdown underway
- ➔ Beam to switchyard 11 Nov. - 2 Dec.



# Status of Collaboration

# SpinQuest/E1039 COLLABORATION



Summer Collaboration Meeting

# Collaboration



INSTITUTION	FULL MEMBERS	AFFILIATE MEMBERS
Abilene Christian University	Donald Isenhower (PI), Michael Daugherty, Shon Watson	Haley Stien, John Marsden, Mitchell Schneller, Nathan Rowlands, Roy Salinas, Rusty Towell, Shannon McNease, Yves Ngenzi, Thomas Fitch
Argonne National Laboratory	Paul Reimer (PI), Donald Geesaman	Kawtar Hafidi, Kevin Bailey, Thomas O'Connor, Zhihong Ye, Benjamin Zeidman
Fermi National Accelerator Laboratory	Richard Tesarek (PI), Carol Johnstone, Charles Brown	
KEK	Shin'ya Sawada (PI)	Shigeru Ishimoto
Los Alamos National Laboratory	Kun Liu (SP), Mikhail Yurov, Chun-Min Jen, Ming Liu, Xuan Li, Walter Sondheim, Zhaohuizi Ji	Jan Boissevain, Melynda Brooks, Matt Durham, David Kleinjan, Sho Uemura, Cesar Da Silva, Patrick McGaughey, Andi Klein
Mississippi State University	Lamiaa El Fassi (PI)	Dipangkar Dutta
New Mexico State University	Stephen Pate (PI), Vassili Papavassiliou, Haiwang Yu, Abinash Pun, Forhad Hossain	
RIKEN	Yuji Goto (PI)	
Tokyo Institute of Technology	Kenichi Nakano (PI), Toshi-Aki Shibata	
University of Colorado, Boulder	Edward Kinney (PI)	
University of Illinois, Urbana-Champaign	Jen-Chieh Peng (PI), Yen-Chu Chen, Ching Him Leung	Naomi Makins, Daniel Jumper, Jason Dove, Mingyan Tian, Bryan Dannowitz, Randall McClellan, Shivangi Prasad
University of Michigan	Wolfgang Lorenzon (PI), Minjung Kim, Noah Wuerfel	Daniel Morton, Richard Raymond, Marshall Scott
University of New Hampshire	Karl Slifer (PI), David Ruth	Maurik Holtrop
University of Virginia	Dustin Keller (SP), Joshua Hoskins, Zulkaida Akbar, Carlos Ramirez	Donal Day, Donald Crabb, Jixie Zhang, Oscar Rondon, Liliat Diaz, Arthur Conover, Brandon Kriesten, Simonetta Liuti, Ellen Brown, Blaine Norum, Matthew Roberts
Yamagata University	Yoshiyuki Miyachi (PI), Genki Nukazuka	Takahiro Iwata, Norihiro Doshita

# Current Coordinators

Co-spokespersons  
K. Liu (LANL) D. Keller (UVA)

## Collaboration Coordinators

Run Coordinator x 2	Physics Coordinator	Analysis Coordinator	Systems Coordinator	Shift Coordinator
R. Tesarek (FNAL)	K. Nakano (TokyoTech)	Z. Akbar (UVA)	C. Ramirez (UVA)	Y. Miyachi (Yamagata)
J. Hoskins	Z. Akbar	K. Nakano	Y. Sumo	D. Ruth

Talks Coordinator	Information Coordinator	International Coordinator	Outreach Coordinator	Service Coordinator	Backup Run Coordinator
W. Lorenzon (Michigan)	S. Pate (NMSU)	S. Sawada (KEK)	T.-A. Shibata (TokyoTech)	P. Reimer (ANL)	J. Hoskins (UVA)
<sup>3/6/2019</sup> V. Papavassiliou	K. Liu	T.-A. Shibata	S. Sawada	D. Keller	<sup>9</sup> M. Yurov





# Summary and Outlook

Experiments	Run Time	Collision Types	Physics
E906	2012-2017	p + targets (H, D, C, Fe, W)	- dbar/ubar asymmetry - quark dE/dx
<b>E1039</b>	<b>2018 – 2021+</b>	<b>p + pol. targets (NH<sub>3</sub>, ND<sub>3</sub>)</b>	<b>Sea-quark Sivers, TMDs</b>
E1067(para.)	2017-2021+(para.)	p + any targets	dark photon, dark Higgs, ALP ...
DarkQuest	2021+ (dedicated)		
E1027	202x	Pol. p-beam +	- quark Sivers - TMD, spin

# Where we are Going

## TMDs probed via DY at SeaQuest

### Boer-Mulders functions:

- Unpolarized Drell-Yan:  $d\sigma_{DY} \propto h_1^\perp \bar{h}_1^\perp \cos(2\phi)$

E906, E1039, E1027

### Sivers functions:

- Single transverse spin asymmetry in polarized Drell-Yan:

$$A_N^{DY} \propto f_{1T}^\perp(x_q) f_{\bar{q}}(x_{\bar{q}})$$

E1039, E1027

### Transversity distributions:

- Double transverse spin asymmetry in polarized Drell-Yan:

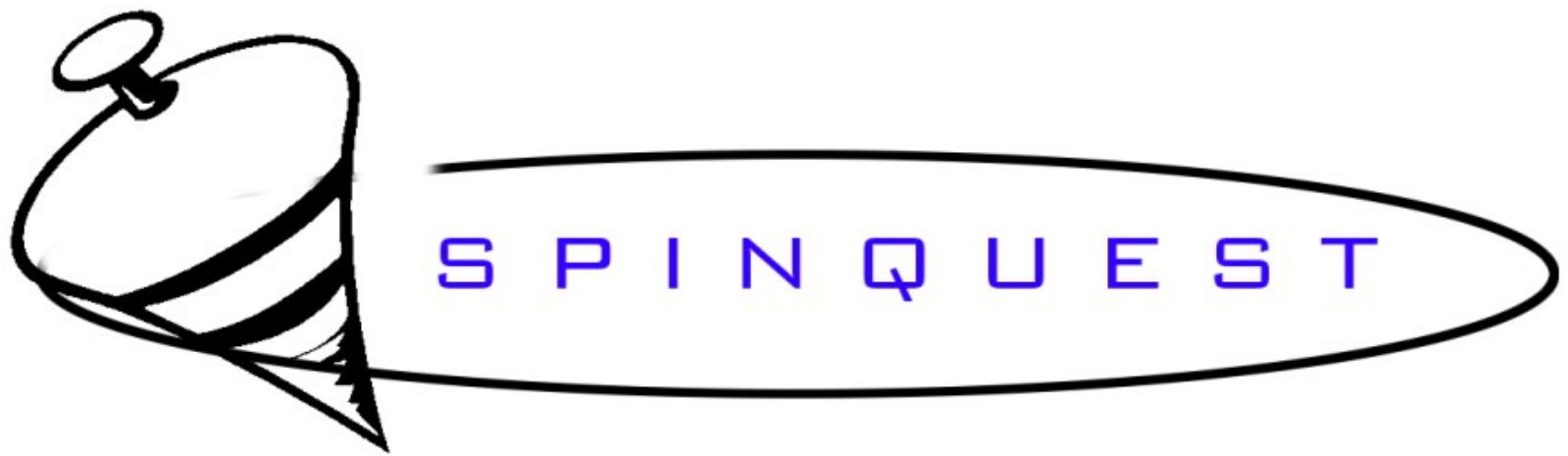
$$A_{TT}^{DY} \propto h_1(x_q) h_1(x_{\bar{q}})$$

E1027

- Drell-Yan and SIDIS involve different combinations of TMDs
- Drell-Yan does not require knowledge of the fragmentation functions
- T-odd TMDs are predicted to change sign from DIS to DY

(Boer-Mulders and Sivers functions)

Remains to be tested experimentally! → COMPASS, RHIC, EIC/SeaQuest for sea quarks



Please Join The Effort ([dustin@virginia.edu](mailto:dustin@virginia.edu))

- <https://spinqest.fnal.gov/>
- <http://twist.phys.virginia.edu/E1039/>

