

“WD University of Virginia” Issue Types

Current Count of Each (as of 2/17/23)

BPA
Change Management
Data Extract
Decision
Integration
Requirement
Report
Risk
Tenant Management
Test
Project
Stage
Milestone
Task

Issue Type	Status							T:
	TO DO	IN PROGRESS	TREATED	DONE	REMOVED	PASS	CLOSED	
Action Item	27	17	0	211	0	0	0	255
Decision	1	0	0	0	0	0	0	1
Integration	0	0	0	46	5	0	0	51
Milestone	0	0	0	2	0	0	0	2
Project	0	1	0	1	0	0	0	2
Risk	0	0	2	0	0	0	20	22
Stage	0	0	0	8	0	0	0	8
Subtask	1	0	0	39	0	0	0	40
Task	0	1	0	20	0	0	0	21
Test	0	0	0	0	0	90	7	97
Test Step	0	0	0	0	0	0	1	1
Total Unique Issues:	29	19	2	327	5	90	28	500

Action Item

Create Screen

Summary*

Description Style **B** *I* U A A ↻ 🔗 📎 ☰ ☰ 🌐 + ⌵

Visual Text

Component/s

Start typing to get a list of possible matches or press down to select.

Labels

Begin typing to find and create labels or press down to select a suggested label.

Attachment

Linked Issues blocks ⌵

Issue +

Begin typing to search for issues to link. If you leave it blank, no link will be made.

Start date (WBSGantt) 📅
Start date in WBS Gantt-Chart - Use the d/MMM/yy date format

Due Date 📅

End date (WBSGantt) 📅
End date in WBS Gantt-Chart - Use the d/MMM/yy date format

Progress (WBSGantt)
Progress in WBS Gantt-Chart

Assignee 👤 Automatic ⌵ [Assign to me](#)

Use Case ID

Notes

Priority 📊 Medium ⌵ 🌐

⚙️ Configure Fields

Show All Fields ⌵

Field Tab

<input checked="" type="checkbox"/> Assignee	<input checked="" type="checkbox"/> Linked Issues
<input checked="" type="checkbox"/> Attachment	<input checked="" type="checkbox"/> Notes
<input checked="" type="checkbox"/> Component/s	<input checked="" type="checkbox"/> Priority
<input checked="" type="checkbox"/> Description	<input checked="" type="checkbox"/> Progress (WBSGantt)
<input checked="" type="checkbox"/> Due Date	<input checked="" type="checkbox"/> Start date (WBSGantt)
<input checked="" type="checkbox"/> End date (WBSGantt)	<input checked="" type="checkbox"/> Summary
<input checked="" type="checkbox"/> Labels	<input checked="" type="checkbox"/> Use Case ID

Create Screen

Summary*

Description

Component/s

Labels

Attachment

Linked Issues

Issue

Start date (WBSGantt)

Due Date

End date (WBSGantt)

Priority

Assignee

[Configure Fields](#)

Show

Field Tab

- Assignee
- Attachment
- Component/s
- Description
- Due Date
- End date (WBSGantt)
- Labels
- Linked Issues
- Priority
- Start date (WBSGantt)
- Summary

Create Screen – Basic Info

Summary*

Description

Component/s

Labels

Priority

Attachment

Linked Issues

Issue

Integration ID

Integration Type

Integration Direction


Frequency


Build Owner


Basic Info


- Attachment
- Build Owner
- Component/s
- Description
- Frequency
- Integration Direction
- Integration ID
- Integration Type
- Labels
- Linked Issues
- Priority
- Summary


Create Screen – Dates & Development


Design Due Date 
Design Due Date - Use the d/MMM/yy date format


Design % **None** 
Workday - Design %


Build Due Date 
Build Due Date - Use the d/MMM/yy date format


Build % **None** 
Workday - Build Percentage


Unit Testing Due Date 
Unit Testing Due Date - Use the d/MMM/yy date format


Unit Test % **None** 
Unit Test %


Integration Master Tenant **None** 
Integration Master Tenant


Deployed to Master **None** 
None


Deployment Phase **None** 
Workday - Deployment Phase

Deployment Wave **None** 
Workday - Deployment Wave

Start date (WBSGantt) 
Start date in WBS Gantt-Chart - Use the d/MMM/yy date format

Due Date 
Due Date


End date (WBSGantt) 
End date in WBS Gantt-Chart - Use the d/MMM/yy date format

First Run Date in Production 
First Run Date in Production - Use the d/MMM/yy date format

Dates & Development

- Build %
- Build Due Date
- Deployed to Master
- Deployment Phase
- Deployment Wave
- Design %
- Design Due Date
- Due Date
- End date (WBSGantt)
- First Run Date in Production
- Integration Master Tenant
- Start date (WBSGantt)
- Unit Test %
- Unit Testing Due Date

Create Screen – Details

Complexity 
Workday - Complexity

Dependency
Dependency

Bridge Integration Needed None
 No
 Yes
Workday - Bridge Integration Needed


Specs Available None
 Yes
 No

Specs Validated None
 Yes
 No

Source System

Target System


Required for Compliance None
 Yes
 No

Current Process 
Workday - Current Process

Details



- Bridge Integration Needed
- Complexity
- Current Process
- Dependency
- Required for Compliance
- Source System
- Specs Available
- Specs Validated
- Target System



Create Screen – People



Assignee Automatic 
[Assign to me](#)



Vendor



Vendor Contact

Technical Owner  

Developer  
Workday - Developer

Validation Owner  

Client SME  
Client Subject Matter Expert

Functional Practitioner  
Functional Practitioner

People

- | | |
|---|--|
| <input checked="" type="checkbox"/> Assignee | <input checked="" type="checkbox"/> Technical Owner |
| <input checked="" type="checkbox"/> Client SME | <input checked="" type="checkbox"/> Validation Owner |
| <input checked="" type="checkbox"/> Developer | <input checked="" type="checkbox"/> Vendor |
| <input checked="" type="checkbox"/> Functional Practitioner | <input checked="" type="checkbox"/> Vendor Contact |

Create Screen – Status

RYG Status Green ▼

Red Yellow Green Status Indicator

Current Status

Provide a concise update of the current status for this issue

Progress
(WBSGantt)

Progress in WBS Gantt-Chart

Status

Current Status

RYG Status

Progress (WBSGantt)







Edit Screen - Status



RYG Status Green ▾
Red Yellow Green Status Indicator

Current Status
Provide a concise update of the current status for this issue

Progress (WBSGantt)
Progress in WBS Gantt-Chart

Comment

Style ▾ **B** *I* U A ▾ A ▾  ▾  ▾    ▾ + ▾ 

Visual **Text**  

Status

- Comment
- Current Status
- Progress (WBSGantt)
- RYG Status

Edit Screen – Basic Info

Summary* Create Report for MyGroups

Description

Style ▾ B I U A ▾ A ▾ ↻ ↺ ↻ ↺

Sri to create report to send to MyGroups for Document Imaging

Visual Text ↻ ↺

Component/s

Start typing to get a list of possible matches or press down to select.

Labels DocumentImaging ×

Begin typing to find and create labels or press down to select a suggested label.

Priority Medium

Attachment

Drop files to attach, or browse.

Linked Issues

blocks

Issue

Begin typing to search for issues to link. If you leave it blank, no link will be made.

Integration ID

Workday - Integration ID

Integration Type None

The Workday mechanism to be used

Integration Direction None

Integration Direction

Frequency None

Frequency

Build Owner None

Build Owner

Comment


Style ▾ B I U A ▾ A ▾ ↻ ↺ ↻ ↺


Visual Text ↻ ↺


Basic Info


- Attachment
- Build Owner
- Component/s
- Description
- Frequency
- Integration Direction
- Integration ID
- Integration Type
- Labels
- Linked Issues
- Priority
- Summary


Edit Screen – Dates & Development


Design Due Date 
Design Due Date - Use the d/MMM/yy date format


Design % 
Workday - Design %


Build Due Date 
Build Due Date - Use the d/MMM/yy date format


Build % 
Workday - Build Percentage


Unit Testing Due Date 
Unit Testing Due Date - Use the d/MMM/yy date format


Unit Test % 
Unit Test %


Integration Master Tenant 
Integration Master Tenant


Deployed to Master 
Workday - Deployed to Master


Deployment Phase 
Workday - Deployment Phase

Deployment Wave 










Start date (WBSGantt) 
Start date in WBS Gantt-Chart - Use the d/MMM/yy date format

Due Date 

End date (WBSGantt) 
End date in WBS Gantt-Chart - Use the d/MMM/yy date format

First Run Date in Production 
First Run Date in Production - Use the d/MMM/yy date format

Comment

Style  **B** *I* U A        

Visual Text

Dates & Development

- Build %
- Build Due Date
- Deployed to Master
- Deployment Phase
- Deployment Wave
- Design %
- Design Due Date
- Due Date
- End date (WBSGantt)
- First Run Date in Production
- Integration Master Tenant
- Start date (WBSGantt)
- Unit Test %
- Unit Testing Due Date

Edit Screen – People

Assignee 👤 Litao Zhao ▼
[Assign to me](#)

Vendor

Vendor Contact

Technical Owner ▼ 🧑

Developer ▼ 🧑
Workday - Developer

Validation Owner ▼ 🧑

Client SME ▼ 🧑
Client Subject Matter Expert

Functional Practitioner ▼ 🧑
Functional Practitioner

Comment

Style ▼ **B** *I* U A ▼ 🔗 📎 ☺ + ▲








People



- | | |
|---|--|
| <input checked="" type="checkbox"/> Assignee | <input checked="" type="checkbox"/> Technical Owner |
| <input checked="" type="checkbox"/> Client SME | <input checked="" type="checkbox"/> Validation Owner |
| <input checked="" type="checkbox"/> Developer | <input checked="" type="checkbox"/> Vendor |
| <input checked="" type="checkbox"/> Functional Practitioner | <input checked="" type="checkbox"/> Vendor Contact |

Create Screen

Summary*

Description

Style ▾ **B** *I* U A ▾  ▾  ▾  ▾    ▾ + ▾ 

Visual Text  

Assignee [Assign to me](#)

Component/s


Start typing to get a list of possible matches or press down to select.

Labels


Begin typing to find and create labels or press down to select a suggested label.

Progress (WBSGantt)

Progress in WBS Gantt-Chart

Milestone Billing Date 

WD Milestone Billing Date - Use the d/MMM/yy date format

Due Date 

Field Tab

- Assignee
- Labels
- Component/s
- Milestone Billing Date
- Description
- Progress (WBSGantt)
- Due Date
- Summary


Edit Screen

Summary* UVA WD Extend SIS App - MTP

Description

Style ▾ B I U A ▾ A° ▾ 🔗 U ▾ ☰ ☷ ☹ ▾ + ▾ ⤴

Visual Text ↶ ↷

Assignee  Leslie Obourn ▾ [Assign to me](#)

Component/s Extend x ▾
Start typing to get a list of possible matches or press down to select.

Labels Extend x HE x MTP x ▾
Begin typing to find and create labels or press down to select a suggested label.

Progress (WBSGantt) 100
Progress in WBS Gantt-Chart

Milestone Billing Date 📅
WD Milestone Billing Date - Use the d/MMM/yy date format

Due Date 📅

Comment

Style ▾ B I U A ▾ A° ▾ 🔗 U ▾ ☰ ☷ ☹ ▾ + ▾ ⤴

Visual Text ↶ ↷

Field Tab

- Assignee
- Comment
- Component/s
- Description
- Due Date
- Issue Type
- Labels
- Milestone Billing Date
- Progress (WBSGantt)
- Summary

Create Screen

Summary*

Description

Style ▾ **B** *I* U A ▾ ☰ ▾ ▾ ▾ ▾ ▾

Visual Text

Assignee [Assign to me](#)

Component/s ▾
Start typing to get a list of possible matches or press down to select.

Labels ▾
Begin typing to find and create labels or press down to select a suggested label.

Progress (WBSGantt)
Progress in WBS Gantt-Chart

Milestone Billing Date
WD Milestone Billing Date - Use the d/MMM/yy date format

Due Date

Field Tab

- Assignee
- Labels
- Component/s
- Milestone Billing Date
- Description
- Progress (WBSGantt)
- Due Date
- Summary

Create Screen

Summary*

Dep Type
 BPA
 Chg Mgmt
 Data Extract
 Workday your Way (LE)
 Workday - Deployment Type - Multi-select (select all that apply)

Description

 Workday - Engagement Manager - Maintain with Current Engagement Manager

EM
 Workday - Engagement Manager - Maintain with Current Engagement Manager

Go-Live
 Workday - Go-Live - Use the d/MMM/yy date format

Status Update

Project Start
 Use the d/MMM/yy date format

Assignee [Assign to me](#)

Original Estimates
 Salesforce Field

Overall Status

Progress (WBSGantt)
 Progress in WBS Gantt-Chart

AM
 Workday - Account Manager

Component/s
 Start typing to get a list of possible matches or press down to select.

Labels
 Begin typing to find and create labels or press down to select a suggested label.

Field Tab

- AM
- Assignee
- Component/s
- Dep Type
- Description
- EM
- Go-Live
- Labels
- Original Estimates
- Overall Status
- Progress (WBSGantt)
- Project Start
- Status Update
- Summary

Summary*

Dep Type
 Workday - Deployment Type - Multi-select (select all that apply)

Description

 Visual Text

EM
 Workday - Engagement Manager - Maintain with Current Engagement Manager

Go-Live
 Workday - Go-Live - Use the d/MMM/yy date format

Status Update

Project Start
 Use the d/MMM/yy date format

Assignee
 Assign to me

Original Estimates
 Salesforce Field

Overall Status

Progress (WBSGantt)
 Progress in WBS Gantt-Chart

AM
 Workday - Account Manager

Component/s
 Start typing to get a list of possible matches or press down to select.

Labels
 Begin typing to find and create labels or press down to select a suggested label.

Field Tab

- AM
- Assignee
- Comment
- Component/s
- Dep Type
- Description
- EM
- Go-Live
- Issue Type
- Labels
- Original Estimates
- Overall Status
- Progress (WBSGantt)
- Project Start
- Status Update
- Summary




Create Screen



Summary*

Risk Type **None** ▼

Risk Type

Description

Style ▼ **B** *I* U A ▼ ▲ ▼  ▼  ▼  ▼ + ▼ ▲

Visual **Text**  

Assignee ⌵ Automatic ▼ [Assign to me](#)

Impact **None** ▼

How severe would be the negative effect, should the risk be realised

Probability **None** ▼


How likely it is that a risk will be realised

Treatment **None** ▼

What strategy will be used to manage the risk.
Accept - Do nothing about the risk, and accept the possible consequences.
Avoid - Don't perform the activity that is causing the risk. For example, if a feature looks like it might cause delays, you could choose to uptake that feature at a later date.
Mitigate - Devise a plan to reduce either the probability or the impact of the risk. For example, you could add extra resources or reduce the scope of the project.
Transfer - Make another party responsible for the risk. For example, you could outsource the activity or hire contractors.

Treatment plan

How you will execute the selected treatment

Due Date 

Contingency plan

What you will do if the risk is realized

Realization **None** ▼

Whether the risk situation has actually arisen

main

- Assignee
- Component/s
- Contingency plan
- Description
- Due Date
- Impact
- Labels
- Probability
- Realization
- Risk Type
- Summary
- Treatment
- Treatment plan

Summary*

Risk Type

Description

Is the Workday deployment scorecard health escalated because SCI or the client has a specific ask or need from Workday?

Assignee [Assign to me](#)

Impact

How severe would be the negative effect, should the risk be realised

Probability

How likely it is that a risk will be realised

Treatment

What strategy will be used to manage the risk.
Accept - Do nothing about the risk, and accept the possible consequences.
Avoid - Don't perform the activity that is causing the risk. For example, if a feature looks like it might cause delays, you could choose to uptake that feature at a later date.
Mitigate - Devise a plan to reduce either the probability or the impact of the risk. For example, you could add extra resources or reduce the scope of the project.
Transfer - Make another party responsible for the risk. For example, you could outsource the activity or hire contractors.

Treatment plan

How you will execute the selected treatment

Due Date

Residual Impact

The impact of the risk remaining after any treatment will have been applied.

Residual Probability

The probability of the risk remaining after any treatment will have been applied.

Contingency plan

Contingency plan

What you will do if the risk is realized

Realization

Whether the risk situation has actually arisen

Component/s

Start typing to get a list of possible matches or press down to select.

Labels

Begin typing to find and create labels or press down to select a suggested label.

Comment

main

- Assignee
- Comment
- Component/s
- Contingency plan
- Description
- Due Date
- Impact
- Labels
- Probability
- Realization
- Residual Impact
- Residual Probability
- Risk Type
- Summary
- Treatment
- Treatment plan

Create Screen

Summary*

Description

Style ▾ **B** *I* U A ▾ ▾ ▾ ▾ ▾ + ▾

Visual Text

Assignee ▾ [Assign to me](#)

Component/s ▾

Start typing to get a list of possible matches or press down to select.

Labels ▾

Begin typing to find and create labels or press down to select a suggested label.







Field Tab



- Assignee
- Component/s
- Description
- Labels
- Summary


Edit Screen

Summary*

Description

Style ▾ **B** *I* U A ▾  ▾  ▾  ▾    ▾ + ▾ ⤴







Visual Text  

Assignee  Leslie Obourn ▾ [Assign to me](#)

Component/s ▾
Start typing to get a list of possible matches or press down to select.

Labels ▾
Begin typing to find and create labels or press down to select a suggested label.

Comment

Style ▾ **B** *I* U A ▾  ▾  ▾  ▾    ▾ + ▾ ⤴

Field Tab

- Assignee
- Comment
- Component/s
- Description
- Issue Type
- Labels
- Summary

Create Screen

Summary*

Description

Component/s

Labels

Attachment

Linked Issues

Issue

Assignee

Milestone Billing Date

Due Date

Progress (WBSGantt)

Priority

Notes







Field Tab

- Assignee
- Attachment
- Component/s
- Description
- Due Date
- Labels
- Linked Issues
- Milestone Billing Date
- Notes
- Priority
- Progress (WBSGantt)
- Summary


Edit Screen


Summary* UVA Extend - Production Support


Description


Style **B** *I* U **A** **A**      + 


Visual Text



Component/s **Extend** 
Start typing to get a list of possible matches or press down to select.


Labels **Extend** **HE** 
Begin typing to find and create labels or press down to select a suggested label.


Attachment  Drop files to attach, or [browse](#).

Linked Issues **blocks** 



Issue  +
Begin typing to search for issues to link. If you leave it blank, no link will be made.

Assignee  **Leslie Obourn**  [Assign to me](#)

Milestone Billing Date 
WD Milestone Billing Date - Use the d/MMM/yy date format.







Due Date 

Progress (WBSGantt)
Progress in WBS Gantt-Chart

Priority  **Medium** 

Notes

Comment

Style **B** *I* U **A** **A**      + 

Visual Text

Field Tab

- | | |
|---|--|
| <input checked="" type="checkbox"/> Assignee | <input checked="" type="checkbox"/> Labels |
| <input checked="" type="checkbox"/> Attachment | <input checked="" type="checkbox"/> Linked Issues |
| <input checked="" type="checkbox"/> Comment | <input checked="" type="checkbox"/> Milestone Billing Date |
| <input checked="" type="checkbox"/> Component/s | <input checked="" type="checkbox"/> Notes |
| <input checked="" type="checkbox"/> Description | <input checked="" type="checkbox"/> Priority |
| <input checked="" type="checkbox"/> Due Date | <input checked="" type="checkbox"/> Progress (WBSGantt) |
| <input checked="" type="checkbox"/> Issue Type | <input checked="" type="checkbox"/> Summary |

Create Screen - Basic Info

Summary*

Description Style ▾ **B** *I* U A ▾ ▾ ▾ ▾ ▾

Visual Text

Component/s ▾
Start typing to get a list of possible matches or press down to select.

Labels ▾
Begin typing to find and create labels or press down to select a suggested label.

Priority Medium ▾

Start date (WBSGantt)
Start date in WBS Gantt-Chart - Use the d/MMM/yy date format

Due Date

End date (WBSGantt)
End date in WBS Gantt-Chart - Use the d/MMM/yy date format

Attachment Drop files to attach, or [browse](#).


Linked Issues blocks ▾

Issue ▾ +
Begin typing to search for issues to link. If you leave it blank, no link will be made.

Basic Info

- Attachment
- Component/s
- Description
- Due Date
- End date (WBSGantt)
- Labels
- Linked Issues
- Priority
- Start date (WBSGantt)
- Summary

Create Screen – Scenario Details and Results

Test Type None 

Workday Test Type

Add to Regression Set Yes
By marking this box you are indicating this scenario should be used as part of regression testing

Area ID

Area ID for Workday Testing

Scenario Number

Scenario Number

Initiating Role

Identify the role that will initiate the test scenario

Pre-Condition

Workday Identifier

Identify the Workday ID of the subject to be tested (e.g., employee ID, purchase order #, etc.)

Data Elements

Business/Task/Other

Specific Workday business process or task that needs to be completed with this scenario (e.g., Hire business process, Expenses by Region report, etc.)

Expected Result

Expected Result

Scenario Details & Results

- Add to Regression Set
- Area ID
- Business/Task/Other
- Data Elements
- Expected Result
- Initiating Role
- Pre-Condition
- Scenario Number
- Test Type
- Workday Identifier

Create Screen – People

Assignee Assign to me

Tester

Tester

Client SME

Client Subject Matter Expert

Functional Consultant

Functional Consultant

People

Assignee

Client SME

Functional Consultant

Tester

Create Screen – TSG Info

General Scenario Yes

This is a generic scenario recommended by Accenture


Tracking Number

Tracking Number from the Accenture Test Scenario Generator

Version Number

Version Number

Test Scenario Type

None 

Test scenario type from the Accenture Test Scenario Generator

TSG Info

General Scenario

Test Scenario Type

Tracking Number

Version Number

Edit Screen - Basic Info

Summary*

Description Style ▾ **B** *I* U A ▾ ⌂ ▾ ▾ ▾ ▾ **+** ▾

Enter a request with a generic description for the test subject

Visual Text

Component/s

Start typing to get a list of possible matches or press down to select.

Labels ▾

Begin typing to find and create labels or press down to select a suggested label.

Priority Medium ▾

Start date (WBSGantt)

Start date in WBS Gantt-Chart - Use the d/MMM/yy date format

Due Date

End date (WBSGantt)

End date in WBS Gantt-Chart - Use the d/MMM/yy date format

Attachment

Linked Issues ▾

Issue ▾ **+**

Begin typing to search for issues to link. If you leave it blank, no link will be made.

Comment Style ▾ **B** *I* U A ▾ ⌂ ▾ ▾ ▾ ▾ **+** ▾

Visual Text

Basic Info

- Attachment
- Comment
- Component/s
- Description
- Due Date
- End date (WBSGantt)
- Labels
- Linked Issues
- Priority
- Start date (WBSGantt)
- Summary

Edit Screen – Scenario Details & Results

Test Type **Unit Test** ▼
Workday Test Type

Add to Regression Set Yes
By marking this box you are indicating this scenario should be used as part of regression testing

Area ID
Area ID for Workday Testing

Scenario Number
Scenario Number

Initiating Role
Identify the role that will initiate the test scenario

Pre-Condition

Workday Identifier
Identify the Workday ID of the subject to be tested (e.g., employee ID, purchase order #, etc)

Data Elements **Person: Ava Thorsted**

Business/Task/Other
Specific Workday business process or task that needs to be completed with this scenario (e.g., Hire business process, Expenses by Region report, etc.)

Expected Result **Enter Expected Result Here**
Expected Result

Actual Result **Was able to request generic and have comments go back and forth between System Admin and Ava**
Capture test results including details that will help someone replicate the scenario. NO Personally Identifiable Information should be included.

Failure Reason **None** ▼
Identify the root cause of the test scenario failure


Comment Style ▼ **B** **I** U **A** **°**


Scenario Details & Results


- Actual Result
- Add to Regression Set
- Area ID
- Business/Task/Other
- Data Elements
- Expected Result
- Failure Reason
- Initiating Role
- Pre-Condition
- Scenario Number
- Test Type
- Workday Identifier

Edit Screen – People







Assignee Teresa Wimmer ▼
[Assign to me](#)

Tester ▼ 
Tester

Client SME ▼ 
Client Subject Matter Expert

Functional Consultant ▼ 
Functional Consultant

Comment

Style ▼ **B** *I* U A ▼  ▼  ▼  ▼    ▼ + ▼ ▲

Visual Text ↶ ↷

People

- Assignee
- Client SME
- Functional Consultant
- Tester

Edit Screen – TSG Info

General Scenario Yes
This is a generic scenario recommended by Accenture

Tracking Number
Tracking Number from the Accenture Test Scenario Generator

Version Number
Version Number

Test Scenario Type None ▾
Test scenario type from the Accenture Test Scenario Generator

Comment

Style ▾ **B** *I* U A ▾ ~~A~~ ▾ ▾ ▾ + ▾ ^

Visual Text

TSG Info

- General Scenario
- Tracking Number
- Test Scenario Type
- Version Number